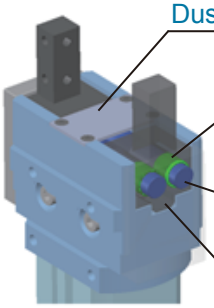

Dust cover

Slide bearing for heavy loads
High rigidity and durability

Dual guide rods provide high moments
Hard chrome plating

Non-rotating fingers
Performance and rigidity are more than the current CH series.

Series CP

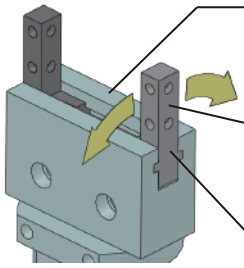

Without dust cover

Non-resistance to high moments

T-slot slide guide unsteady for fingers

Series CH

How to order

CP-32 — Type

-PS — Auto switch type

In-line	Style
PS	Reed switch
PSN	NPN
PSP	PNP

1 — Number of auto switch

Model	CP-32	CP-50	CP-63
Model(mm)	32	50	63
Action	Double acting		
Fluid	Air 3-7kgf/cm^2		
Stroke(mm)	24	36	40
Operating temperature	-10℃~+70℃		
Weight(kg)	1.1	3.2	4.7
Lubrication	Non-lube		

* Maintenance:Re-Lubrication after appr. 1.5 million cycles recommended

Three Directions of Mounting

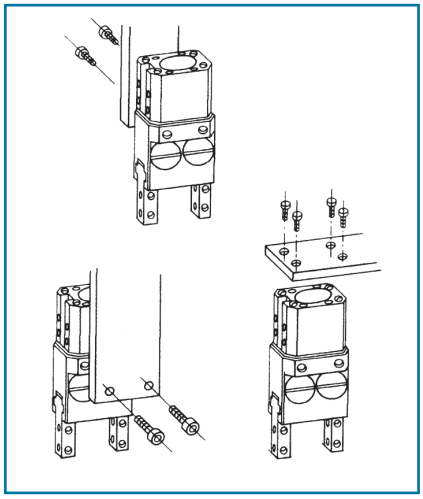

Application For CNC Lathe

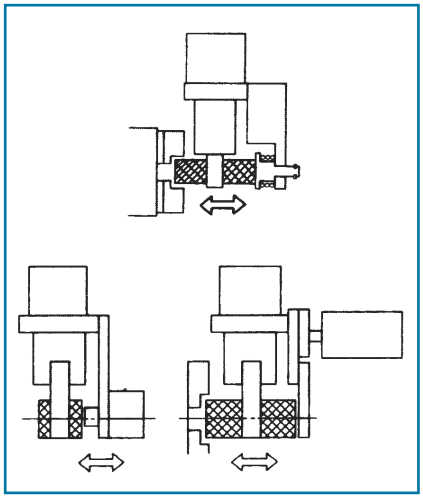

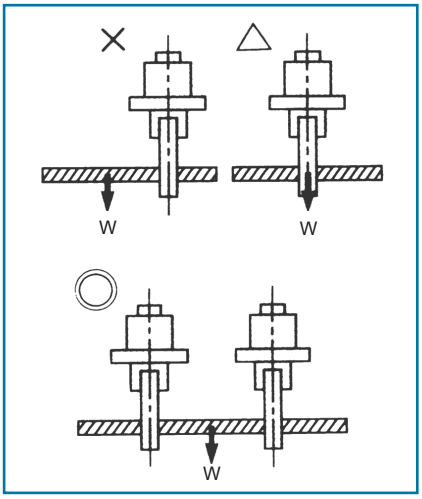

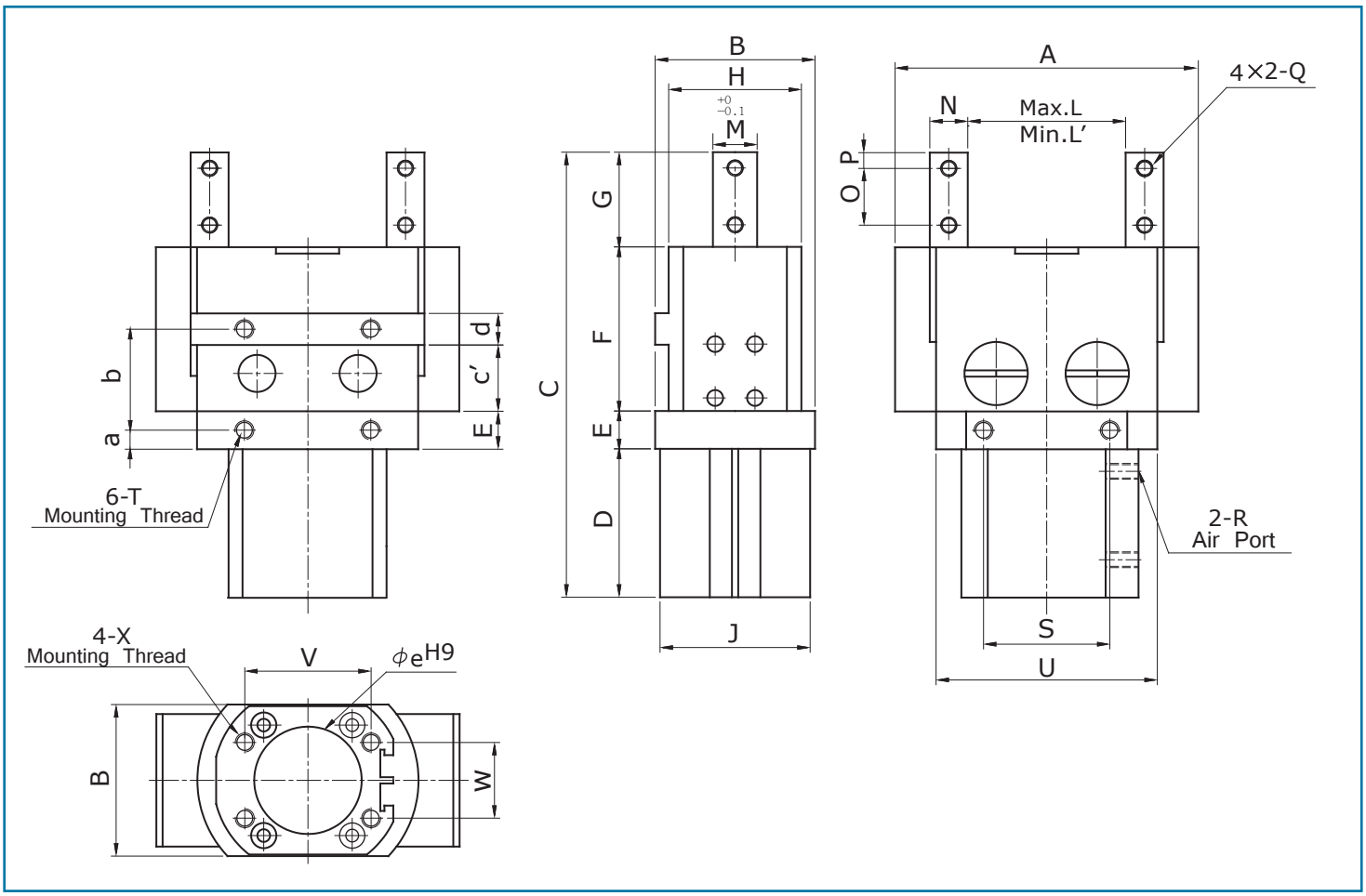

Model	A	B	C	D	E	F	G	H	J	L	L'	M	N	O	P	Q
CP-32	96	48	141	47	12	52	30	42	47.5	50	26	14	12	18	5	M5X0.8
CP-50	138	70	182	57	15	68	42	58	69	80	44	22	15	20	10	M6X1.0
CP-63	150	80	204	59	17	83	45	70	78	84	44	28	16	25	8	M8X1.25

Model	R	S	T	U	V	W	X	Y	Z	a	b	c'	d	e
CP-32	M5X0.8	40	M6X1.0DP12	70	40	24	M6X1.0DP12	12	28	6	32	21	10	34DP2
CP-50	RC 1/8	58	M5X1.25DP12	100	–	–	–	12	35	8	45	30	15	–
CP-63	RC 1/8	74	M10X1.25DP12	120	–	–	–	12	37	9	52	37	14	–

Gripping force diagrams ● This mark (●) symbol: Be recommended gripping force range

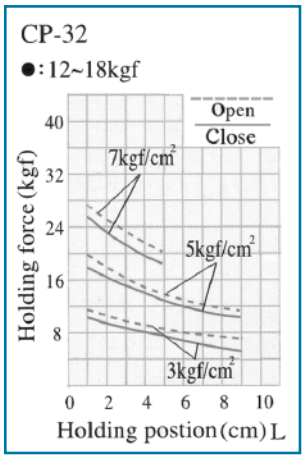

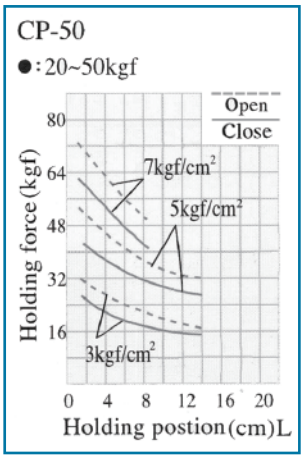

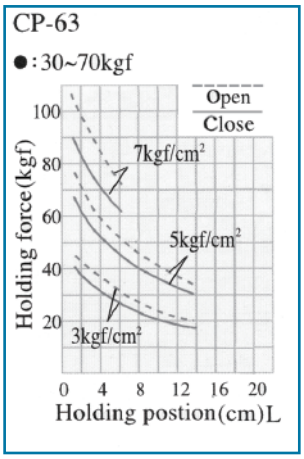

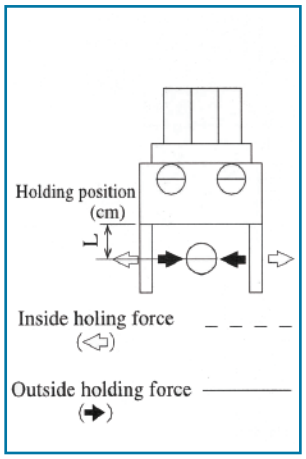

- With refernece to the hold force,under the condition must be considered.
- Condition:Friction coefficient,great acceleration impact is expected during work pice rotate.
- It recommend:Select a type of arithmetic holding force that can produce 10 to 20 time for work pice weight.

Applicable Type :CH、CP、CW

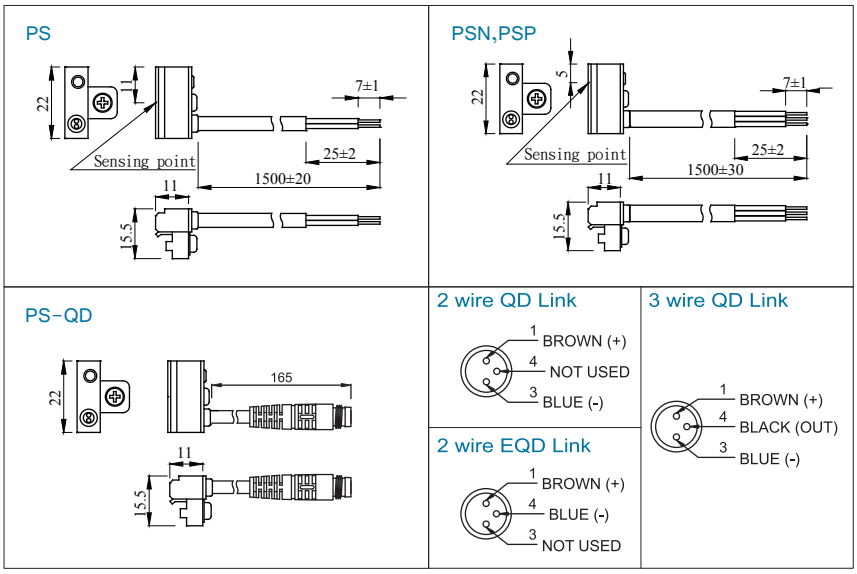

Specifications

	PS	PSN	PSP
SWITCHING LOGIC	SPST Normally Open	Solid State Output, Normally Open	
SENSOR TYPE	Reed Switch	NPN Current Sinking	PNP Current Sourcing
OPERATING VOLTAGE	5~240V DC/AC	5~28V DC	
SWITCHING CURRENT	100 mA max	200 mA max	
SWITCHING RATING	10 W max	6 W max	
CURRENT CONSUMPTION	-	20mA @24V max(Switch Active)	
VOLTAGE DROP	2.5 V max.@100mADC	0.5V @200mA max	
LEAKAGE CURRENT	-	0.01mA max	
INDICATOR	Red LED	Red LED	Green LED
CABLE	3.3ø,2C ,PVC	3.3ø,3C,PVC	
SENSITIVITY (NOTE 1.)	60 Gauss	40 Gauss	
TEMPERATURE RANGE	-10～70˚C		
SHOCK (NOTE 2.)	30G	50G	
VIBRATION (NOTE 3.)	9G		
ENCLOSURE CLASSIFICATION	IP 67 (NEMA 6)		
PROTECTION CIRCUT	None	Power Source Reverse Polarity；Surge Suppression	

Note 1. Measuring Standard Target : ø14.5*ø8*5t (Anisotropy Rubber Magnet)
Note 2. Sin Wave / X、Y、Z 3 Directions / 3 Times Each Direction / 11mS Each Time
Note 3. Double Amplitude 1.5 mm / 10Hz~55Hz~10Hz (Sweep 1min) / X、Y、Z 3 Directions /1Hour Each Time

Connect Diagram

PS

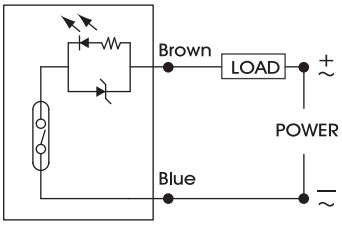

PSN

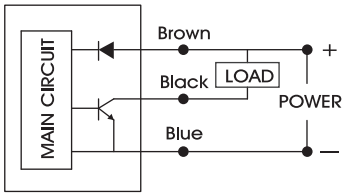
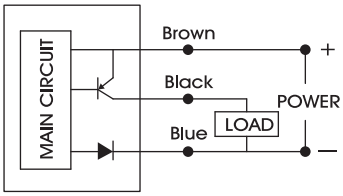
PSP