Warranty 24months

Clean room
Auto-lubrication

For coolant splashing, dust proof, drip proof, and environmental resistant



- ※ Gripping force safety device.
- ※ Compact design for low weight and hight reliability of long life.
- ※ Suitable for high moments and high gripping-forces.
- ※ The housing high-tensile aluminum and special hard-coated.

How to order

CQ-64 OS -RH 1

- CQ-64: Type
- OS: Mechanical gripping force safety device for O.D. gripping, even with a drop in presure.
- -RH: Auto switch type
- 1: Number of auto switch

In-line	Style
RH	Reed switch
RHN	NPN
RHP	PNP

(Refer to P.78 for detailed auto switch specifications)

Specifications

Model	CQ-64	CQ-80	CQ-100	CQ-125	CQ-160
Opening / Closing Stroke (both sides)	12	16	20	26	32
Action	Double acting				
Fluid	Air (3~7 kg/cm^2)				
Ambient and fluid temperature °C	– 10 °C~60°C				
Lubrication	No-lube				
Weight (g)	280	450	760	1400	2500

* Maintenance: Re-Lubrication after appr. 1.5 million cycles recommended

Effective holding force

Gripping force in relation to the holding position "L" at 6 kg/cm

CQ-64 work pice weight 1.2kg(recom.)
L= 20 mm

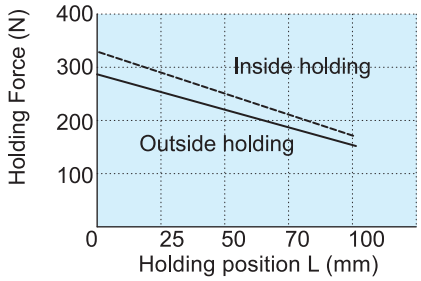

CQ-80 work pice weight 1.8kg(recom.)
L= 25 mm

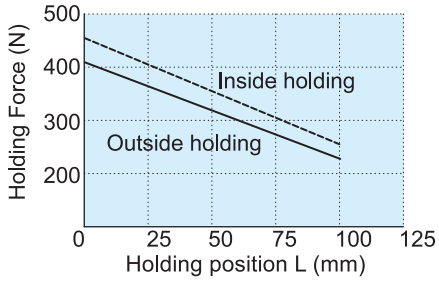

CQ-100 work pice weight 2.8kg(recom.)
L= 32 mm

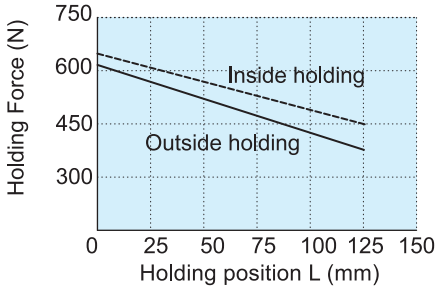

CQ-125 work pice weight 4.5kg(recom.)
L= 32 mm

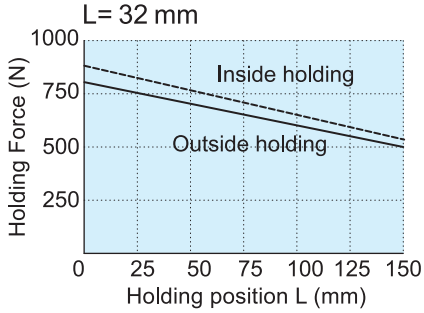

CQ-160 work pice weight 6.5kg(recom.)
L = 40 mm

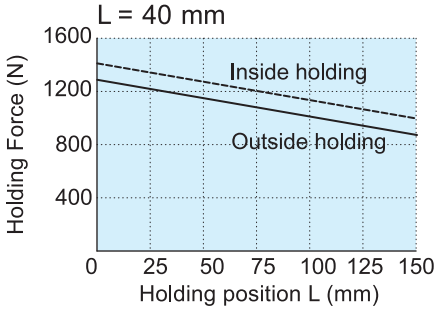

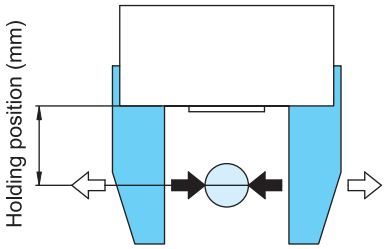

Inside holding force (⇦ ⇨)

Outside holding force (➡ ⬅)

*With reference to the holding force, under the condition must be considered.
*Condition: Friction coefficient, great acceleration impact is expected during work pice rotate.
*It recommend: select a type of arithmetic holding force that can produce 10 to 20 times for work pice weight.

CQ-64~160

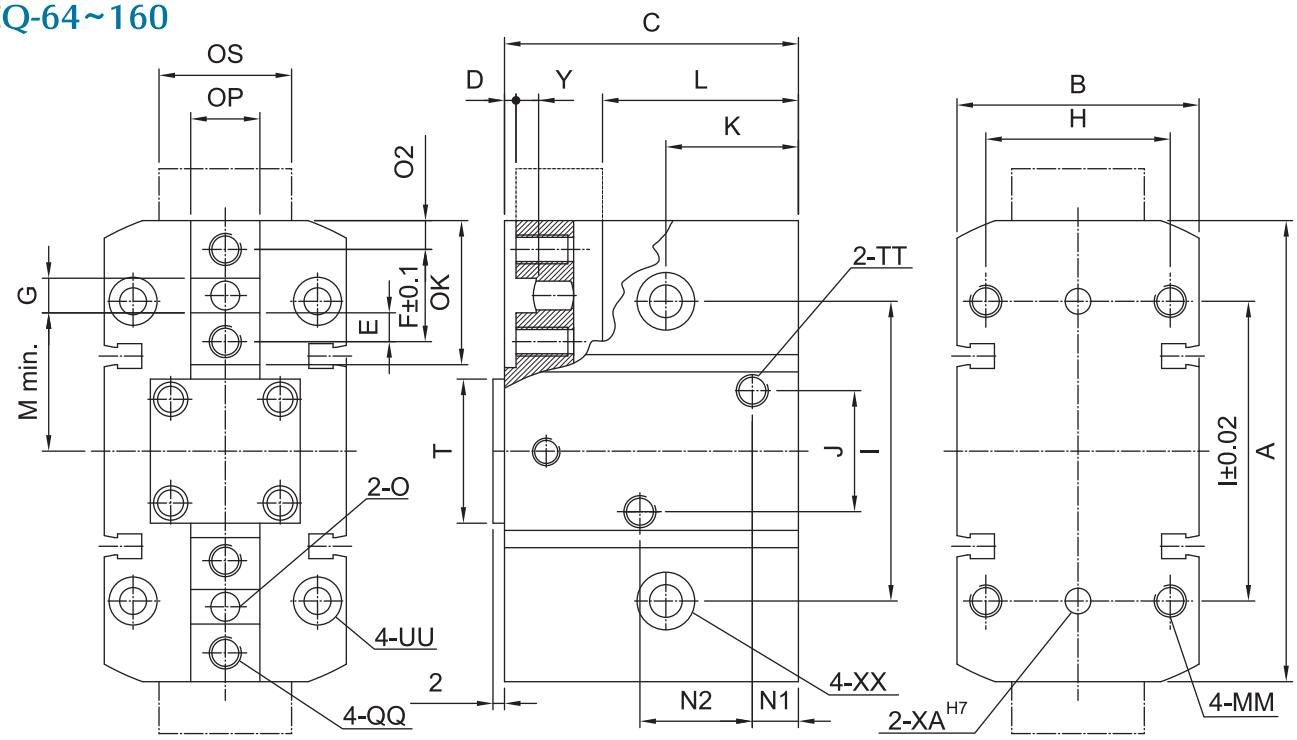

(mm)

Model	A	B	C	D	E	F	G	H	I	J	K	L	M	MM
CQ-64	64	36	42	2.5	4	13	5	27	42	16	22	27	19	M5x0.8
CQ-80	80	42	51	2	5	16	6	32	52	21	23	34	24	M5x0.8
CQ-100	100	50	59	3	6	20	8	38	66	46	20	40	30	M6x1.0
CQ-125	125	60	68	5	8	24	8	45	82	55	36	44	38	M8x1.25
CQ-160	160	72	82	3.5	11	32	10	56	100	58	34	55	50	M8x1.25

(mm)

Model	N1	N2	O	O2	OK	OP	OS	QQ	T	TT
CQ-64	7	16.5	Ø4	4	20	10	17	M4x0.7 DP8	20	M5x0.8
CQ-80	8	19.5	Ø5	5	25	12	23	M5x0.8 DP10	25	M5x0.8
CQ-100	9.5	21.5	Ø6	6	32	14	27	M6x1.0 DP10	28	PT 1/8″
CQ-125	10.5	22	Ø6	8.5	40	16	30	M6x1.0 DP12	36	PT 1/8″
CQ-160	12	32	Ø8	9	50	20	40	M8x1.25 DP16	46	PT 1/8″

(mm)

Model	UU	XA	XX	Y
CQ-64	Ø4.2 Thru. Ø7.5C/B DP26	Ø4	Ø4.5 Thru. Ø8C/B DP8	2.5
CQ-80	Ø4.2 Thru. Ø7.5C/B DP34	Ø4	Ø5.1 Thru. Ø9C/B DP24	3
CQ-100	Ø5.0 Thru. Ø9.1C/B DP45	Ø5	Ø6.8 Thru. Ø11C/B DP11	3
CQ-125	Ø6.8 Thru. Ø11C/B DP41	Ø6	Ø9.0 Thru. Ø15C/B DP14	3.5
CQ-160	Ø6.8 Thru. Ø11C/B DP56	Ø6	Ø9.0 Thru. Ø15C/B DP15	4

Gripping force safety device

Operating pressure min. 5 bars,max.6.5 bars

Gripping force = pneum. gripping force + spring force

Effective holding force

Gripping force in relation to the holding position "L" at 6 kg/cm²

CQ-64OS work pice weight 1.2kg(recom.)
L= 20 mm

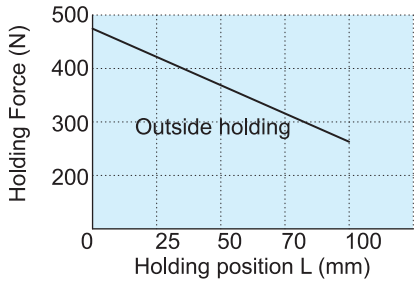

CQ-80OS work pice weight 1.8kg(recom.)
L= 25 mm

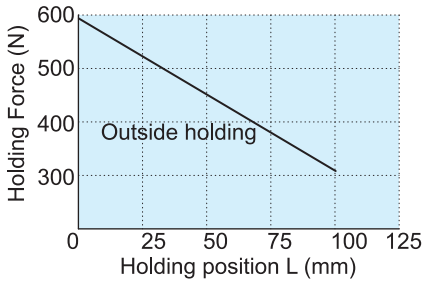

CQ-100OS work pice weight 2.8kg(recom.)
L= 32 mm

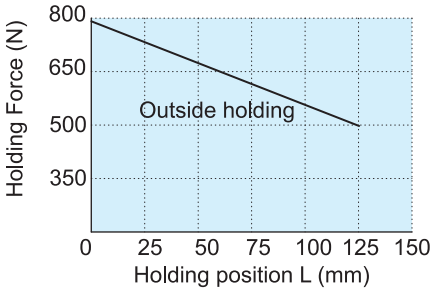

CQ-125OS work pice weight 4.5kg(recom.)
L= 32 mm

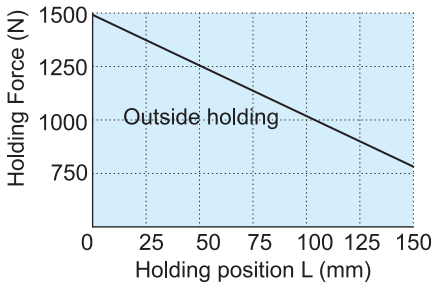

CQ-160OS work pice weight 6.5kg(recom.)
L = 40 mm

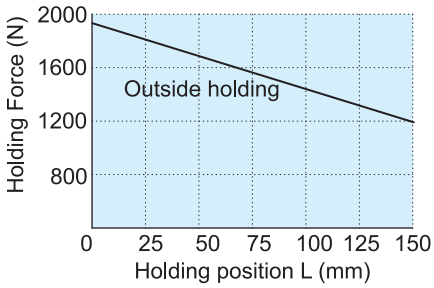

Gripping force safety device for O.D gripping, even with a drop in preasure

CQ-64OS~160OS

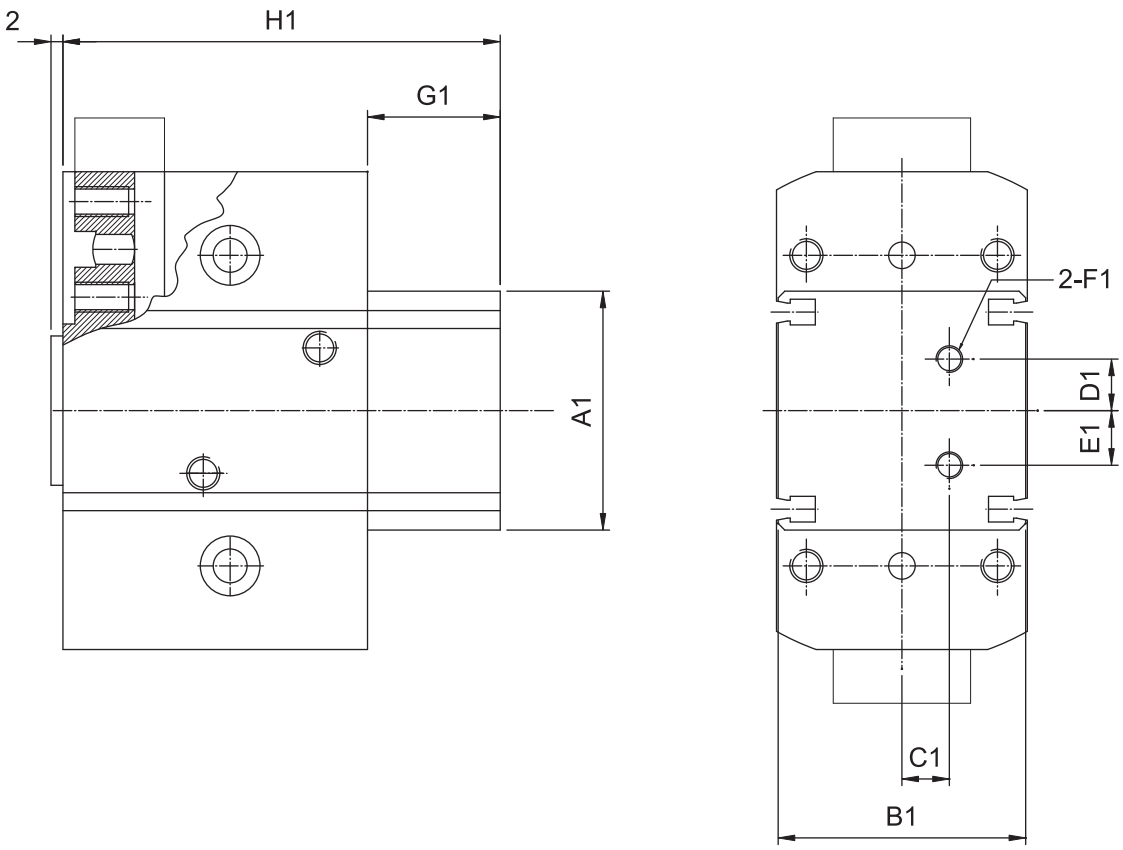

Model	A1	B1	C1	D1	E1	F1	G1	H1
CQ-64OS	36	35.5	9	7	7	M5	25	67
CQ-80OS	45	41.5	2	12	14	M5	27	78
CQ-100OS	54	49.5	15.5	17	12	M5	26.5	85.5
CQ-125OS	66	59.5	10	22	22	M5	34.4	102.4
CQ-160OS	80	71.5	12.6	26.5	25	M5	39.2	121.2

Finger blanks
CQ64~160

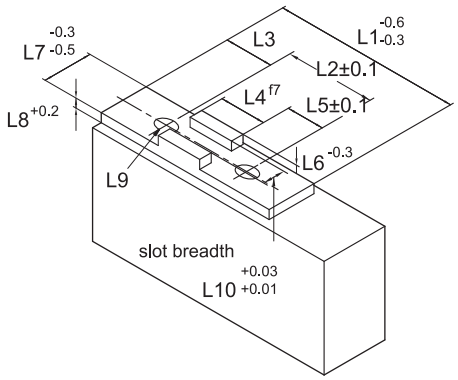

Model	L1	L2	L3	L4	L5	L6	L7	L8	L9	L10
CQ-64	20	13	4	5	4	2.5	10	4.5	Ø 4.5	4
CQ-80	25	16	5	6	5	3	12	5.5	Ø 5.5	5
CQ-100	32	20	6	8	6	3	14	5.5	Ø 6.6	6
CQ-125	40	24	8.5	8	8	3.5	16	5.5	Ø 6.6	6
CQ-160	50	32	9	10	11	4	20	6.5	Ø 9	8