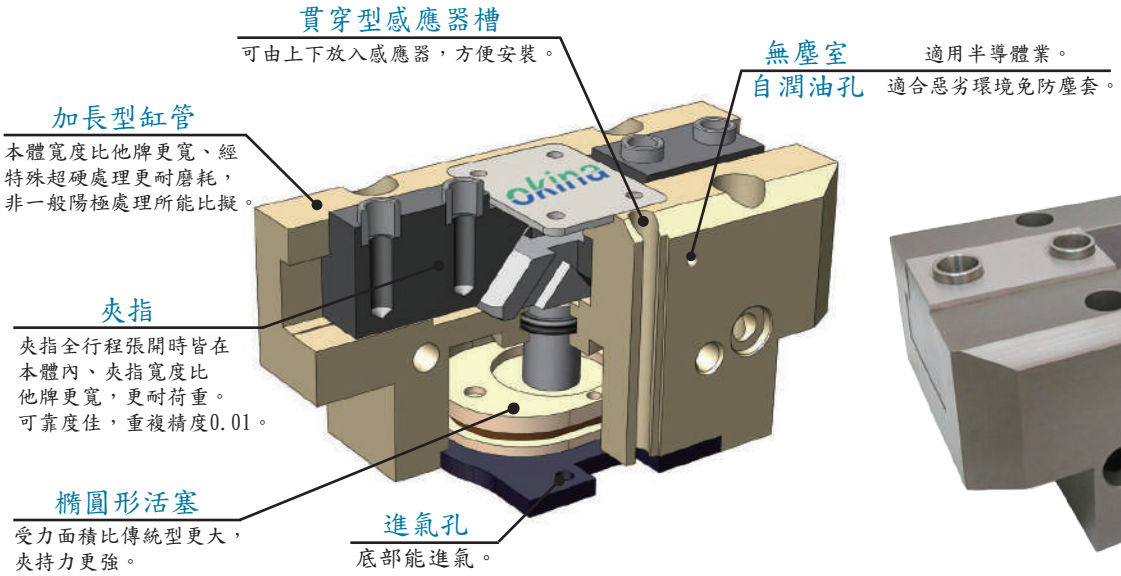

※ 全系列安裝尺寸皆與SCHUNK尺寸相同可互換。

訂購方式

CQZ - 64 - OS L C D RT 1

- OS：斷電時之夾持力安全裝置(外徑夾持)
- L：自潤油孔
- C：無塵室
- D：使用舊型軟爪 請參照 P.6
- RT：感應器型式
- 1：感應器數量

縱出線	橫出線	種類
RTV	RT	有接點
RTNV	RTN	無接點NPN
RTPV	RTP	無接點PNP

感應器詳細規格請參照 P.9

型 式	CQZ-64	CQZ-80	CQZ-100	CQZ-125	CQZ-160	CQZ-200	CQZ-240	CQZ-300	CQZ-380
單爪行程(mm)	6	8	10	13	16	25	30	35	45
使用流體	空氣								
使用壓力MPa(kgf/cm^2)	0.2~0.8(2.0 to 8.2)								
周圍溫度與使用流體溫度˚C(˚F)	-10~90(14 to 194)								
重複精度(mm)	0.01								
給 油	無給油								
運轉方式	複動型								
重量(kg)	0.3	0.55	0.79	1.27	2.5	5.56	8.7	14	30.5

＊夾爪滑動部分需定期給潤滑油

CQZ-64~380

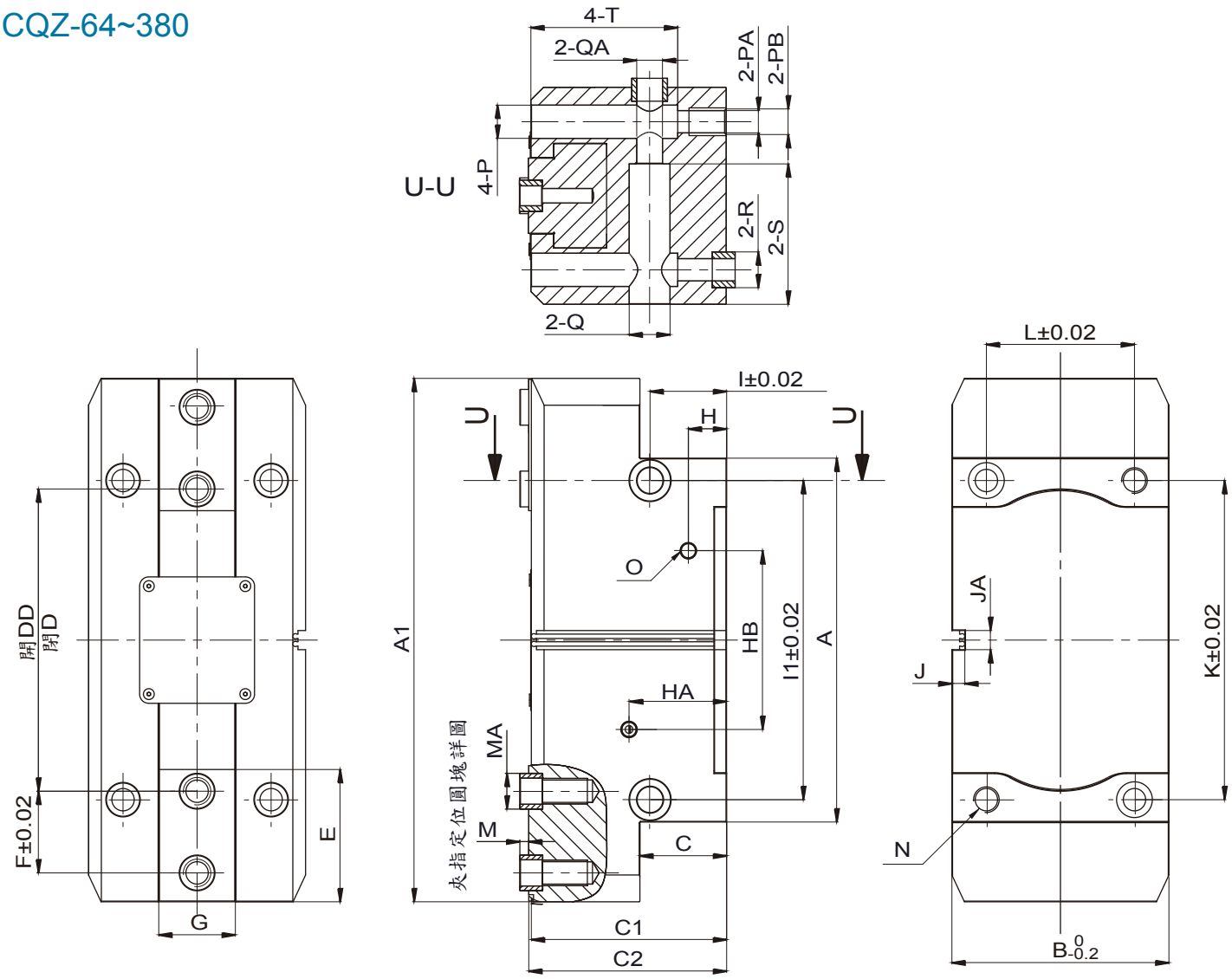

Model	A	A1	B	C	C1	C2	D	DD	E	F	G	H	HA	HB	I	I1
CQZ-64	52	76	36	15	38	39	29.5	41	21	13	12	9.4	15.3	26.68	17.5	42
CQZ-80	63	96	42	20	48	49	36.8	53	26	16	15	12	24	38	20	52
CQZ-100	81	120	50	24	54	55	47	67	32.7	20	17.8	15	23	49	25	66
CQZ-125	100	151	60	26	62	63	61	87	39	24	20.5	15	15	63	30	82
CQZ-160	125	192	72	32	76	77	77	109	50	32	26.5	18	18	74	28	100
CQZ-200	154	234	100	38	90	91	76	126	63	40	34	22	45	82	34	130
CQZ-240	186	270	115	49	106	107	93.5	153.5	69	44	40	25.3	25.3	96	39	160
CQZ-300	210	320	140	51	121	122	125	195	81	46	45.5	30	30	106	45	180
CQZ-380	285	410	170	68	153	155	146.32	236.97	103	64	59	30	76.5	140	60	250

Model	J	JA	K	L	M	MA	N	O	P	PA	PB	Q	QA	R	S	T
CQZ-64	4.5	11	42	27	3.1	Ø6	M5DP6	M5	Ø7.4	Ø4.2	M5	Ø7.2	Ø4.2	Ø8	25	15
CQZ-80	4	11.4	52	32	2.5	Ø8	M5DP6	M5	Ø7.4	Ø4.2	M5	Ø9	Ø5.1	Ø8	24	22
CQZ-100	4.5	12.58	66	38	3.5	Ø10	M6DP8.2	M5	Ø9	Ø5.1	M6	Ø11	Ø6.6	Ø10	28	35
CQZ-125	4.3	14	82	45	3	Ø10	M6DP13	PT1/8"	Ø11	Ø6.8	M8	Ø14	Ø9	Ø12	38	39.5
CQZ-160	5.25	16	100	56	4	Ø14	M10DP17	PT1/8"	Ø11	Ø6.8	M8	Ø14	Ø9	Ø12	41	55.5
CQZ-200	4.5	12.58	130	70	4	Ø16	M10DP16	PT1/8"	Ø14	Ø8.5	M10	Ø17	Ø10.2	Ø14	23	70
CQZ-240	8.6	16	160	80	4	Ø16	M12DP21	PT1/8"	Ø18	Ø10.2	M12	Ø19	Ø12.5	Ø16	65	80.5
CQZ-300	7	15	180	96	6	Ø22	M16DP28	PT1/4"	Ø20	Ø14	M16	Ø25	Ø16.2	Ø22	90	90
CQZ-380	10.6	15	250	116	7	Ø28	M20DP38	PT1/4"	Ø26	Ø17.5	M20	Ø32	Ø20.2	Ø28	110	115

下列表格之斜線為氣壓 6 kgf/cm² 所得

CQZ-64 理論可夾持工件1.25kg於L =20mm

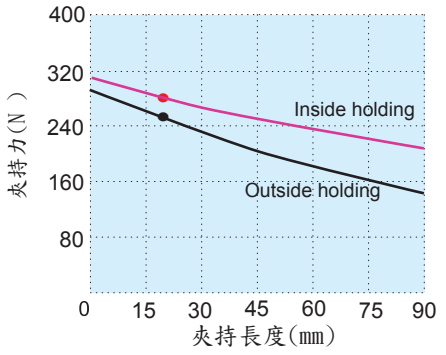

CQZ-80 理論可夾持工件2.1kg於L =25mm

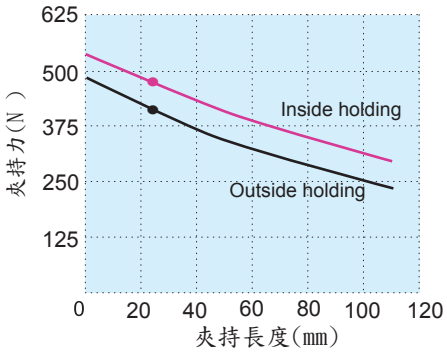

CQZ-100 理論可夾持工件3.3kg於L =30mm

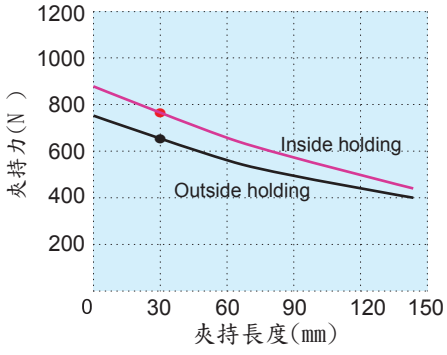

CQZ-125 理論可夾持工件5.4kg於L =30mm

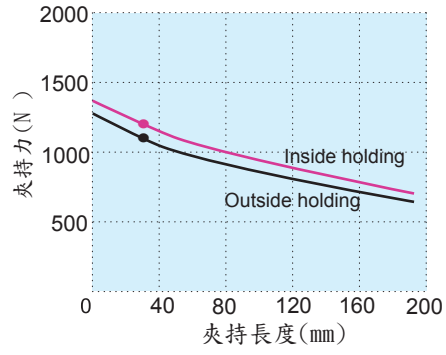

CQZ-160 理論可夾持工件8.2kg於L =35mm

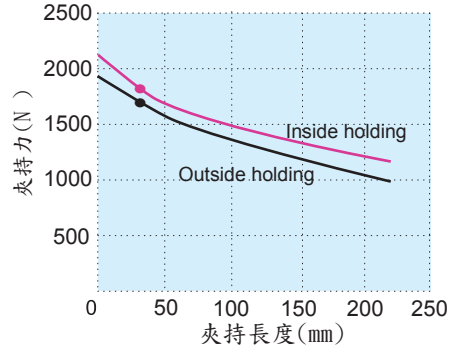

CQZ-200 理論可夾持工件13.5kg於L =50mm

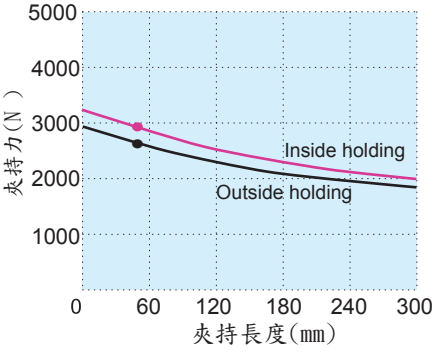

CQZ-240 理論可夾持工件21.5kg於L =40mm

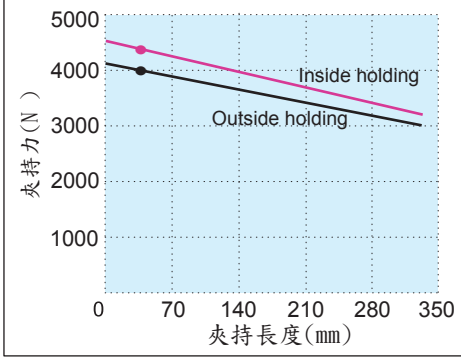

CQZ-300 理論可夾持工件30kg於L =50mm

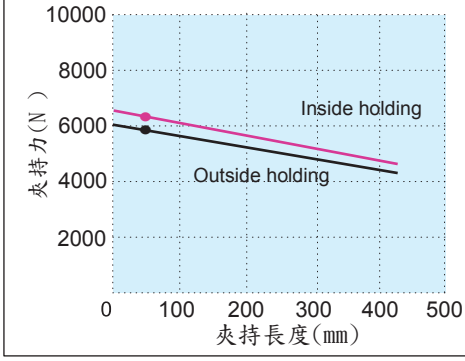

CQZ-380 理論可夾持工件47kg於L =50mm

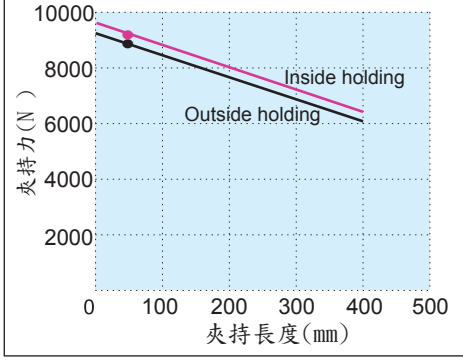

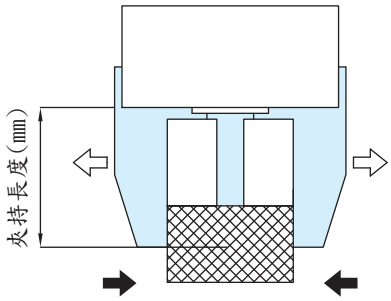

Inside holding 內徑夾持(⇦ ⇨)

Outside holding 外徑夾持(➡ ⬅)

*請選定依工件之重量的10~20倍之夾持力，並考慮軟爪與工件之摩擦係數。

*在工件移動時，需考慮加速度及迴轉衝擊力之安全係數。

ⓘ自潤油孔(L)/無塵室(C)

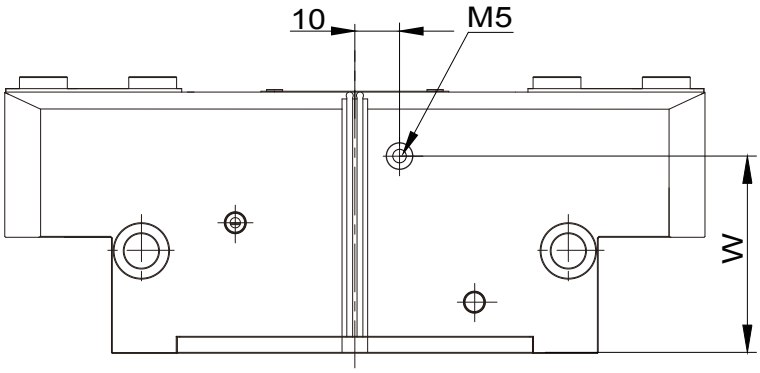

ⓘ自潤油孔適合惡劣環境免防塵套

ⓘ自潤油孔及無塵室尺寸一樣, 訂購代號不一樣

Model	CQZ-64	CQZ-80	CQZ-100	CQZ-125	CQZ-160	CQZ-200	CQZ-240	CQZ-300	CQZ-380
W	28	35	45	52	65	70	81	90	115

底部進氣

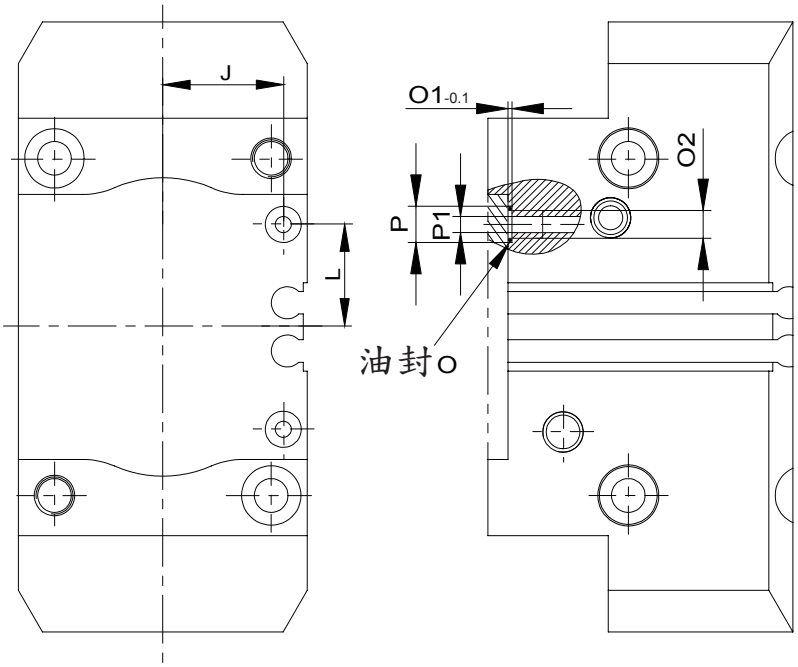

Model	J	L	O	O1	O2	P	P1
CQZ-64	15	12.8	Ø3x1	0.6	M3	Ø5	Ø3
CQZ-80	18	18.5	Ø3x1	0.6	M3	Ø5	Ø3
CQZ-100	22	18.5	Ø4x1.5	1.1	M3	Ø7	Ø3
CQZ-125	22	18.5	Ø4x1.5	1.1	M5	Ø7	Ø4
CQZ-160	22	18.5	Ø4x1.5	1.1	M5	Ø7	Ø4
CQZ-200	47	41	Ø4x1.5	1.1	M5	Ø7	Ø4
CQZ-240	22	18.5	Ø4x1.5	1.1	M5	Ø7	Ø4
CQZ-300	22	18.5	Ø4x1.5	1.1	M5	Ø7	Ø4
CQZ-380	70	70	Ø6x1.5	1.1	M6	Ø9	Ø6

夾爪可負載力距

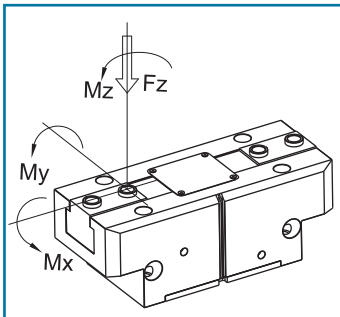

Model	CQZ-64	CQZ-80	CQZ-100	CQZ-125	CQZ-160	CQZ-200	CQZ-240	CQZ-300	CQZ-380
Mx(Nm)	40	60	80	120	170	180	260	400	560
My(Nm)	60	95	115	145	180	200	250	400	560
Mz(Nm)	40	55	70	100	130	140	160	250	370
Fz(N)	1100	1500	2000	2800	4300	5000	6200	8000	10000

感應器固定方式

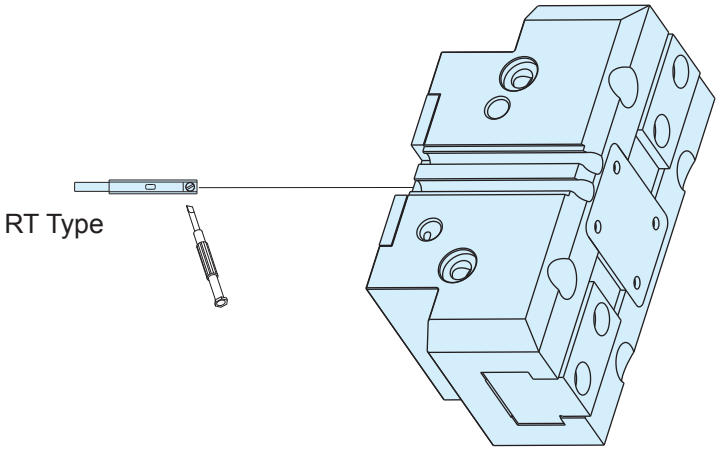

軟爪製作參考

CQZ64~200軟爪與CGZ軟爪共用

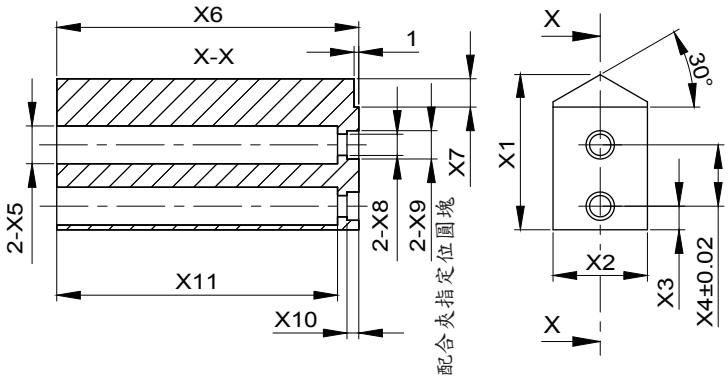

Model	X1	X2	X3	X4	X5	X6
CGZ-64	32	20	5	13	ø8	64
CGZ-80	41	25	6	16	ø10	80
CGZ-100	51	30	7	20	ø11	100
CGZ-125	60	35	9.5	24	ø11	125
CGZ-160	80	40	10	32	ø18	160
CGZ-200	96	45	15	40	ø20	200
CQZ-240	109	50	15.5	44	ø20	220
CQZ-300	130	60	20	46	ø26	200

Model	X7	X8	X9	X10	X11
CGZ-64	6	ø4.5	ø6	2.5	59.5
CGZ-80	6	ø5.5	ø8	2.5	74.5
CGZ-100	11.5	ø6.6	ø10	3	94.5
CGZ-125	10	ø6.6	ø10	3	119.5
CGZ-160	20	ø11	ø14	4	151
CGZ-200	21	ø13.5	ø16	4	186
CQZ-240	21	ø13	ø16	4	204
CQZ-300	21	ø17.5	ø22	6	185

使用舊型CQ系列軟爪(D)

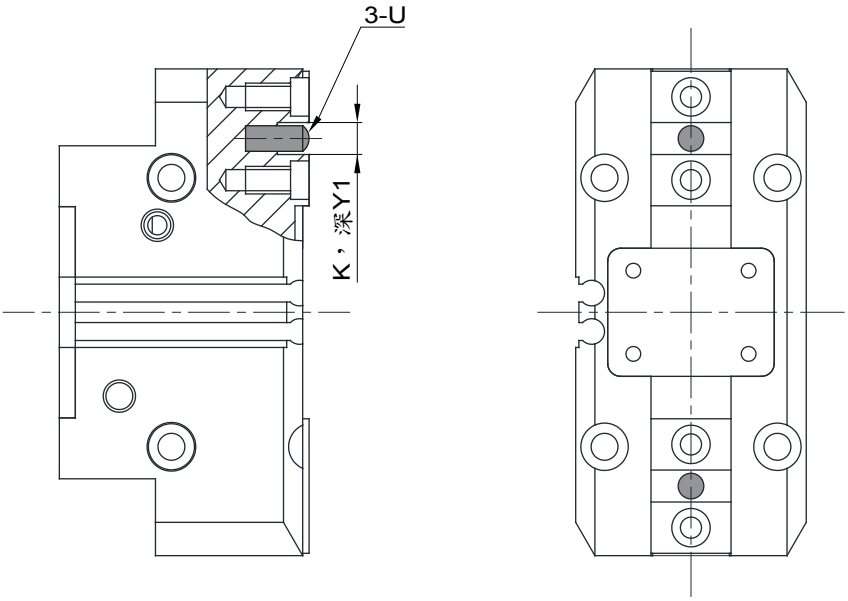

Model	CQZ-64	CQZ-80	CQZ-100	CQZ-125	CQZ-160
U	Ø4	Ø4	Ø5	Ø6	Ø8
K	5	5	6	8	10
Y1	2.5	3	3	3.5	4

CQZ-OS斷電時之夾持力安全裝置(外徑夾持)

CQZ-64OS~380OS

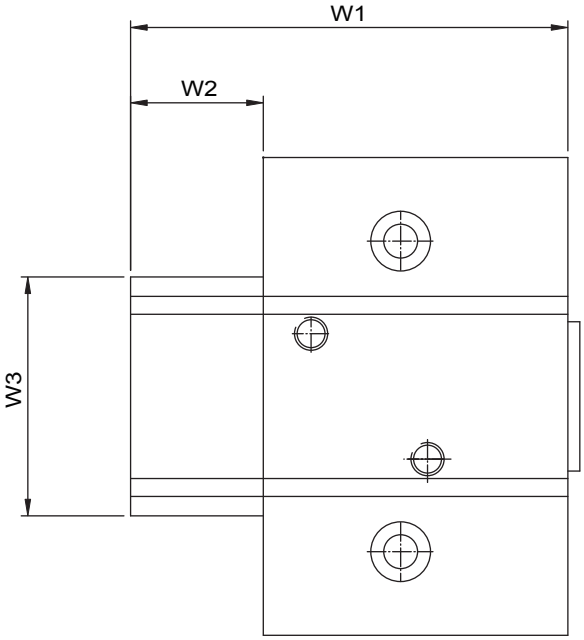

夾持力表請參照 P.7

Model	CQZ-64OS	CQZ-80OS	CQZ-100OS	CQZ-125OS	CQZ-160OS	CQZ-200OS	CQZ-240OS	CQZ-300OS	CQZ-380OS
W1	28	35	45	52	65	70	81	90	115
W2	28	35	45	52	65	70	81	90	115
W2	28	35	45	52	65	70	81	90	115

okina

下列表格之斜線為氣壓 6 kgf/cm² 所得

CQZ-640S 理論可夾持工件1.25kg於L =20mm

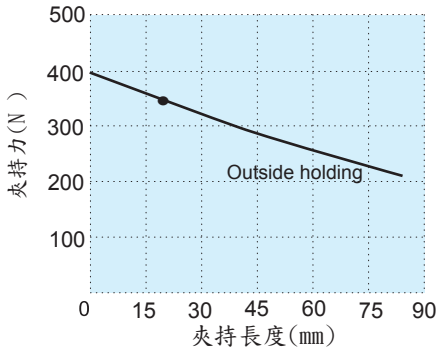

CQZ-800S 理論可夾持工件2.1kg於L =25mm

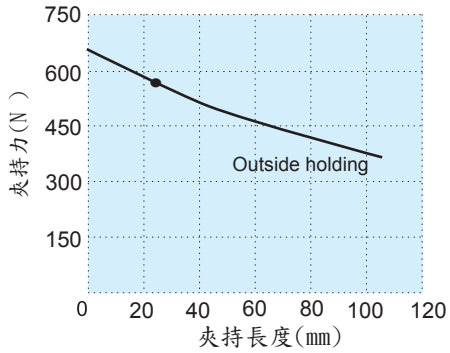

CQZ-1000S 理論可夾持工件3.3kg於L =30mm

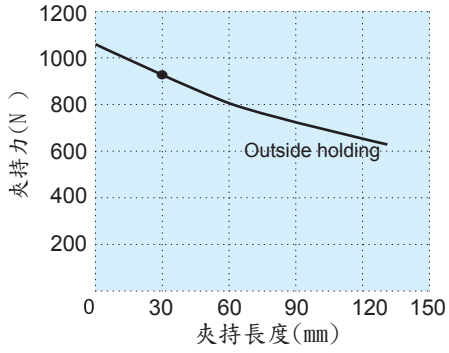

CQZ-1250S 理論可夾持工件5.4kg於L =30mm

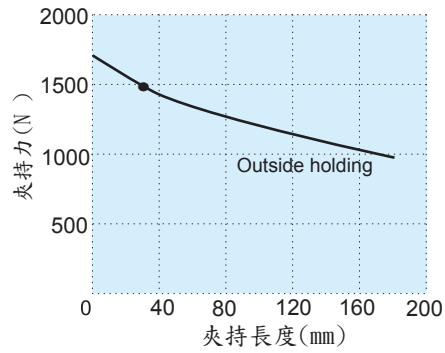

CQZ-1600S 理論可夾持工件8.2kg於L =35mm

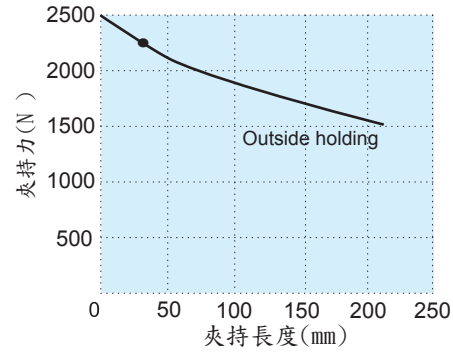

CQZ-2000S 理論可夾持工件13.5kg於L =50mm

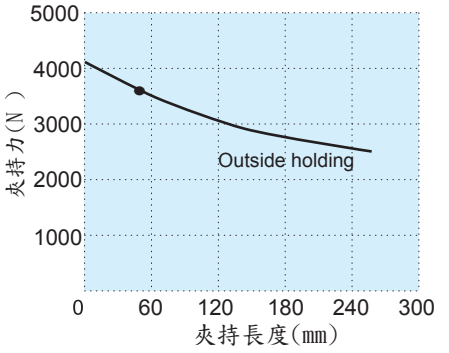

CQZ-2400S 理論可夾持工件21.5kg於L =40mm

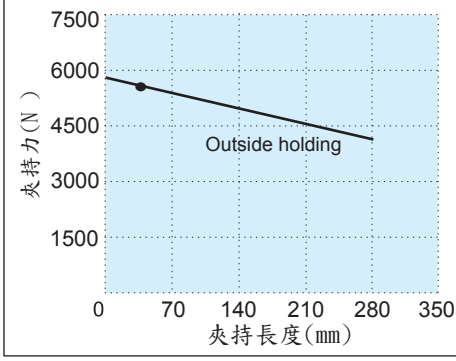

CQZ-3000S 理論可夾持工件30kg於L =50mm

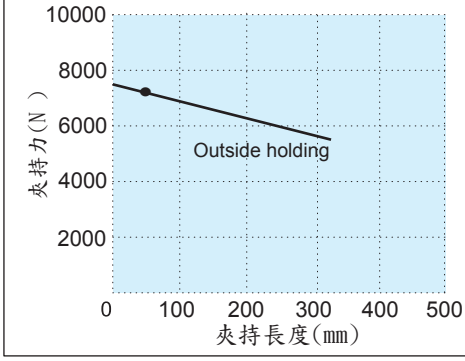

CQZ-3800S 理論可夾持工件47kg於L =50mm

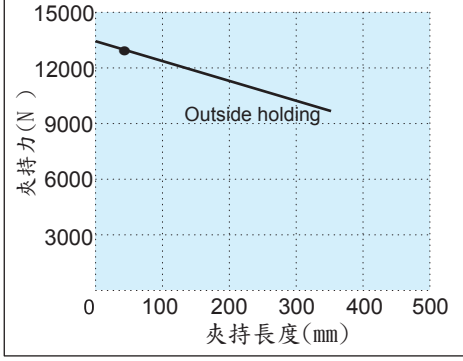

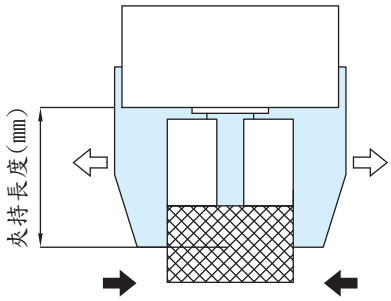

Inside holding 內徑夾持(⇦ ⇨)

Outside holding 外徑夾持(➡ ⬅)

*請選定依工件之重量的10~20倍之夾持力，並考慮軟爪與工件之摩擦係數。

*在工件移動時，需考慮加速度及迴轉衝擊力之安全係數。

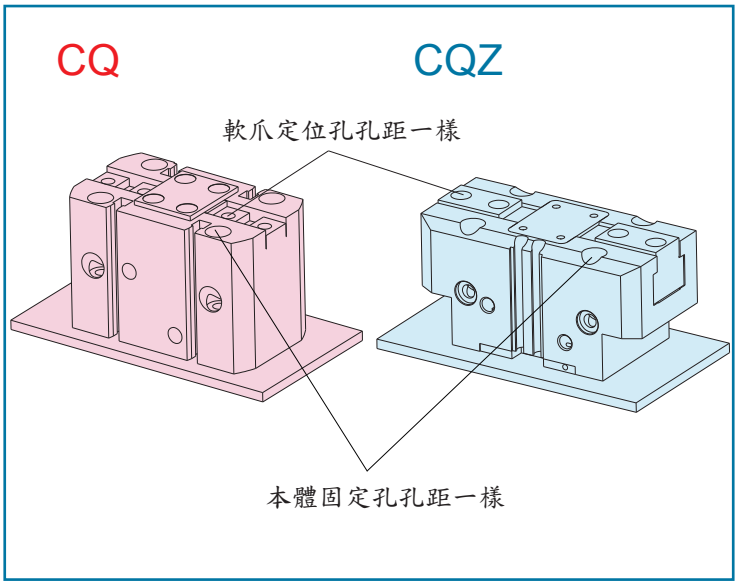

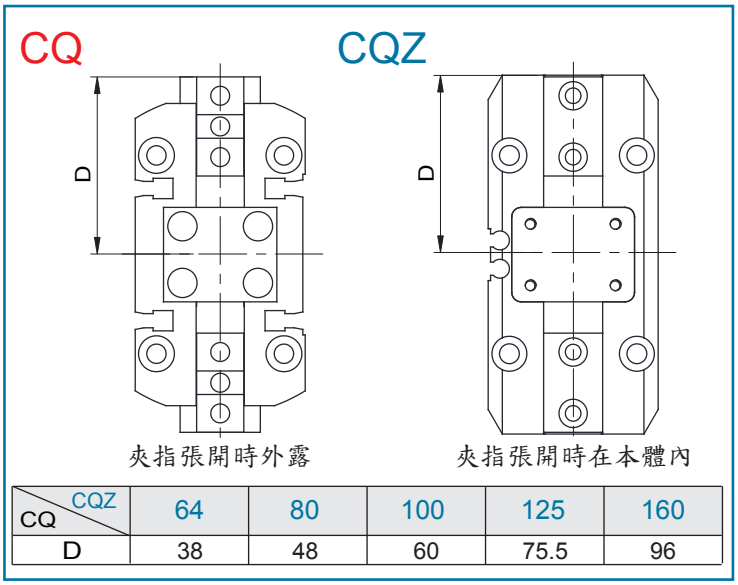

CQ \ CQZ	64	80	100	125	160
D	38	48	60	75.5	96

舊型軟爪與CQZ系列組合事項

不修改舊型CQ系列軟爪請訂購特殊規格夾爪
(參考.P6)

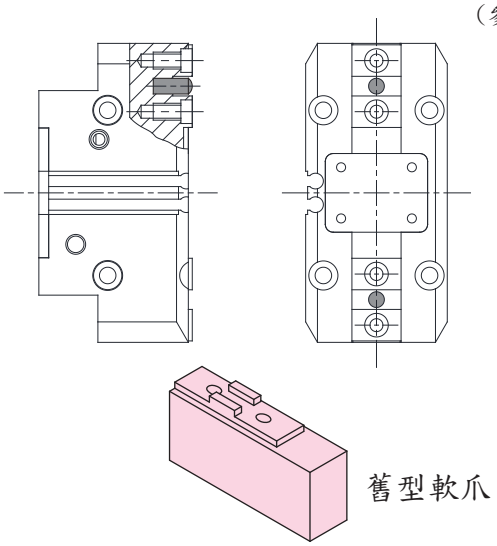

使用標準CQZ系列必須修改舊型CQ系列軟爪

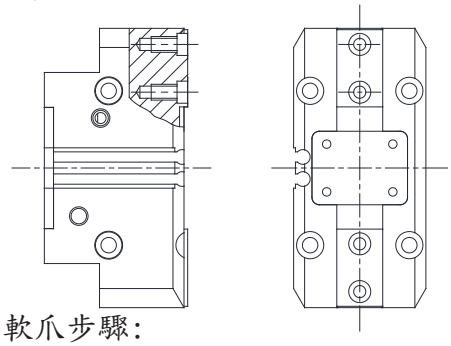

*修改軟爪步驟:

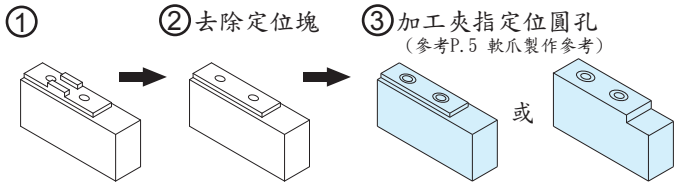

感應器不共用

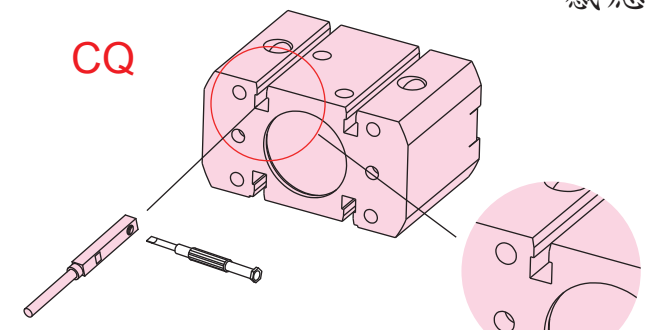

RH Type感應器本體較長

CQ系列感應溝槽是方形

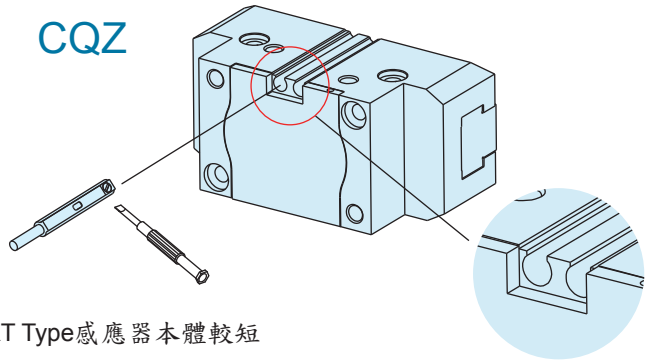

RT Type感應器本體較短

CGZ系列感應溝槽是圓形

可應用型式:CGZ,CGZT,CGZF,CGZH,CG2(16~25),CG2L(16~25),CQZ,CU,CKL,GRY,MRB,MRBS,MRC

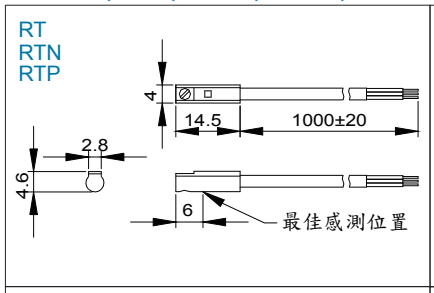

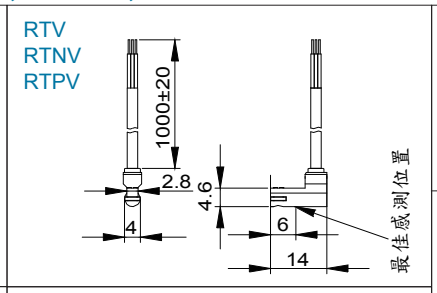

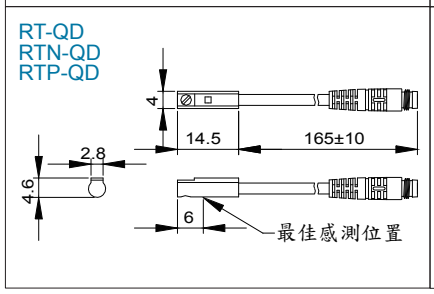

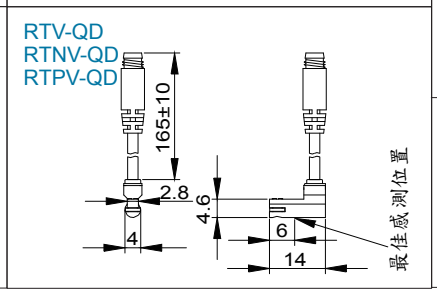

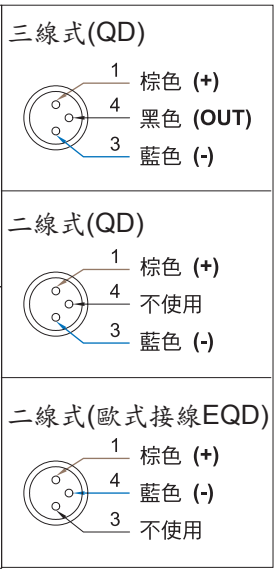

規格

	RT/RTV	RTN/RTNV	RTP/RTPV
開關邏輯	SPST 常開型	電子式無接點，常開型	
感應開關型式	有接點磁簧管型	無接點NPN型	無接點PNP型
使用電壓	5~120V DC/AC	5~28V DC	
最大開關電流	4~20mA 最大值	50mA 最大值	
最大接點容量(註1)	0.6W 最大值	1.5W 最大值	
消耗電流	–	10mA@24 DC 最大值	
內部電壓降	2.5V 最大值@40mA DC	0.5V@50mA 最大值	
洩漏電流	–	0.01mA 最大值	
指示燈	紅色LED		紅色或綠色LED
電線	2.6 Ø,2C,灰色耐油 PVC	2.6 Ø,3C,灰色耐油 PVC	
最大切換頻率	200Hz	1000Hz	
感應磁場強度	40高斯		
使用溫度範圍	-10~70°C		
耐衝擊(註2)	30G	50G	
耐振動	90 m/s2 (9G), 複振幅 1.5 mm		
保護構造等級	IP67		
保護回路	無	電源極性反向保護;突波吸收保護;短路保護	

註:
1.不可超過接點容量(P=Vx1)
2.正弦波/X、Y、Z 3軸向/每一軸向3回/每一回時間11ms.

配線方式

RT/RTV

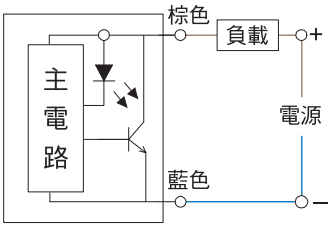

RTN/RTNV

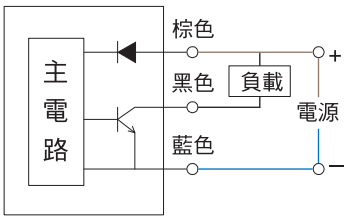
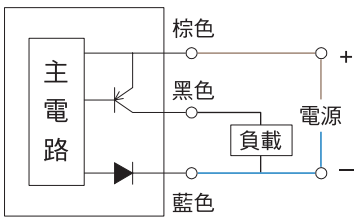
RTP/RTPV