※ 正常使用下油封保固兩年。附加無塵室、耐高溫功能。
※ 自潤油孔適合惡劣環境免防塵套。
※ 夾爪全行程張開時，皆在本體內比傳統型更耐荷重。
※ 全系列安裝尺寸皆與SCHUNK尺寸相同可互換。
※ 超薄之本體設計，更能節省安裝空間，
且夾持力比一般廠牌更強。
※ 本體經特殊超硬處理，耐磨耗，
非一般陽極處理所能比擬。
※ 全系列皆可附加埋入式感應開關及頂料機構。

使用舊型軟爪

訂購方式

CGZ - 50 - OS P L C T D RT 1

- OS：斷電時之夾持力安全裝置(外徑夾持)
- P：頂料機構
- L：自潤油孔
- C：無塵室
- T：耐高溫
- D：使用舊型軟爪 請參照 P.4
- RT：感應器型式
- 1：感應器數量

縱出線	橫出線	種類
RTV	RT	有接點
RTNV	RTN	無接點NPN
RTPV	RTP	無接點PNP

感應器詳細規格請參照 P.8

型 式	CGZ-50	CGZ-64	CGZ-80	CGZ-100	CGZ-125	CGZ-160	CGZ-200
夾爪單邊行程mm	4	6	8	10	13	16	25
使用流體	空氣						
使用壓力MPa(kgf/cm^2)	0.2~0.8(2.0 to 8.2)						
周圍溫度與使用流體溫度˚C(˚F)	-10~60(14 to 140)						
重複精度(mm)	0.05						
給 油	無給油						
運轉方式	複動型						
無塵室等級 ISO 14644-1	5						
耐高溫	140˚C						
重量(kg)	0.31	0.49	0.88	1.68	2.91	6.8	13.35

＊夾爪滑動部分需定期給潤滑油

CGZ- 50 ~200

夾指定位圓塊詳圖

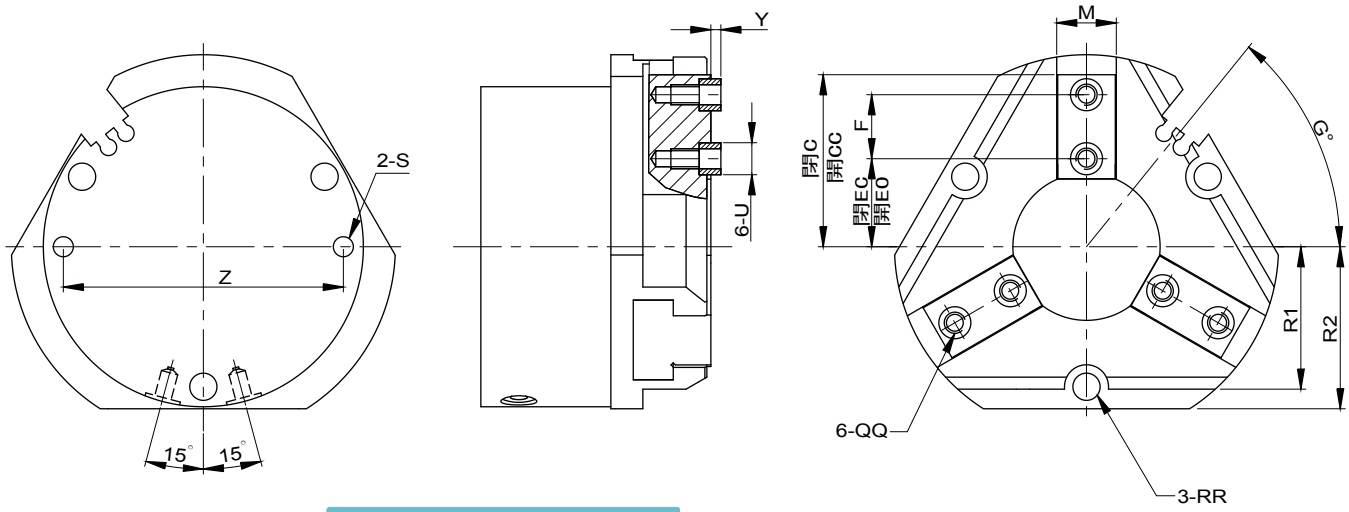

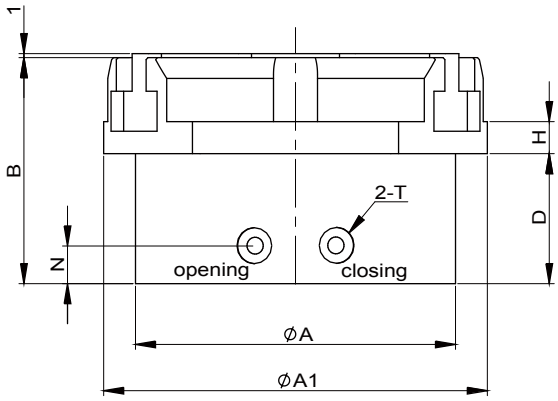

Model	A	A1	B	C	CC	D	EC	EO	F	G	H	M	N
CGZ-50	50	65	39	30.8	34.8	22	15.5	19.5	12	40	6	10	8
CGZ-64	64	76	47.5	34.5	40.5	27.5	17.5	23.5	13	54	6	12	10
CGZ-80	80	96	56.5	43	51	33.5	22	30	16	51	7	15	10
CGZ-100	100	120	65	53.5	63.5	33	27.5	37.5	20	48	13	18	12
CGZ-125	125	150	76	66.5	79.5	37.5	35	48	24	48	16.5	20	13.5
CGZ-160	160	190	95	86	102	51.5	45	61	32	48	16.5	26	14.5
CGZ-200	200	250	98.4	102.5	127.5	45	49	74	40	46	23.5	34	13.5

Model	QQ	RR	R1	R2	S	T	U	Y	Z
CGZ-50	M3DP7	ø3.4,Thru, ø7 C/B DP11 P.C.D44	24	27	ø3DP8	M5	ø5	2	45
CGZ-64	M4DP8	ø5.5, Thru, ø10 C/B DP14 P.C.D56	28.5	32.5	ø4DP10	M5	ø6	2.5	56
CGZ-80	M5DP9	ø6.4, Thru, ø11 C/B DP16 P.C.D70	35.5	40.5	ø5DP10	M5	ø8	2.5	70
CGZ-100	M6DP12	ø6.6, Thru, ø11 C/B DP19 P.C.D90	45	50.5	ø5DP12	G 1/8"	ø10	3	90
CGZ-125	M6DP12	ø8.5, Thru, ø15 C/B DP22 P.C.D112	56	63	ø6DP16	G 1/8"	ø10	3	112
CGZ-160	M10DP17	ø8.5, Thru, ø15 C/B DP27 P.C.D146	73	83.5	ø6DP20	G 1/8"	ø14	4	146
CGZ-200	M12DP17	ø10, Thru, ø18 C/B DP30 P.C.D184	95	105	ø8DP25	G 1/8"	ø16	4	184

下列表格之斜線為氣壓 6 kgf/cm² 所得

CGZ-50 理論可夾持工件 1.65kg於L =20mm

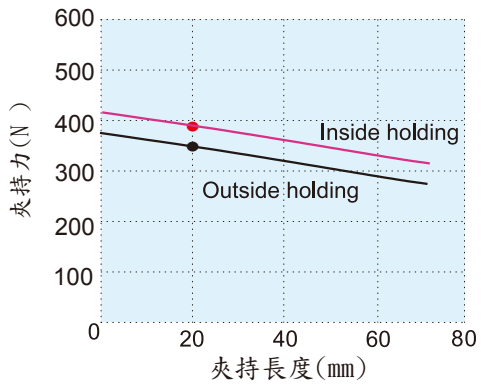

CGZ-64 理論可夾持工件 2.9kg於L =25mm

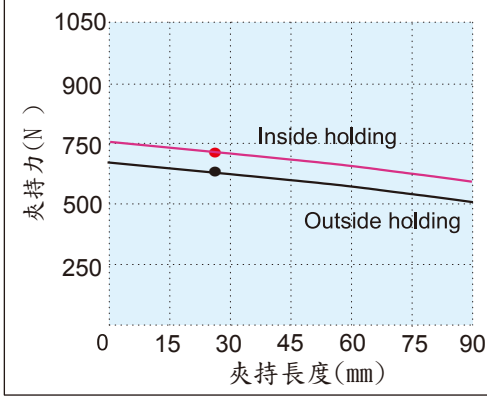

CGZ-80 理論可夾持工件 5kg於L =25mm

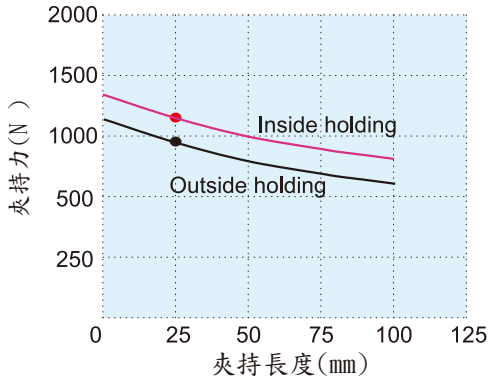

CGZ-100 理論可夾持工件 9kg於L =32mm

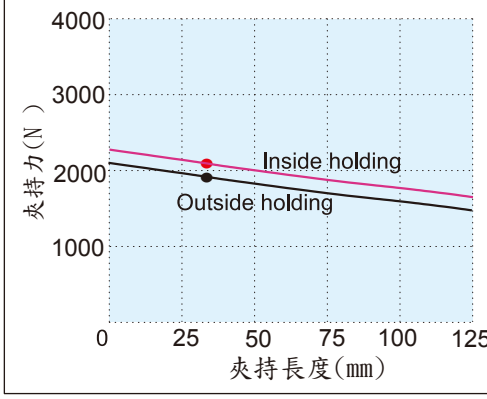

CGZ-125 理論可夾持工件 15.5kg於L =32mm

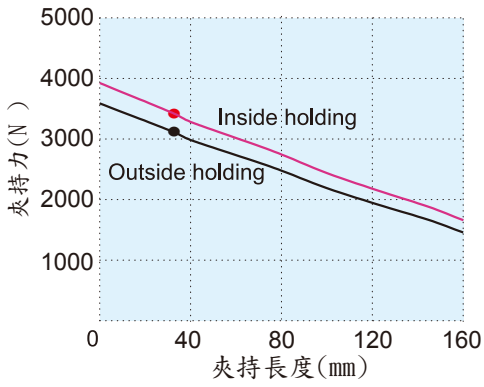

CGZ-160 理論可夾持工件 30kg於L =40mm

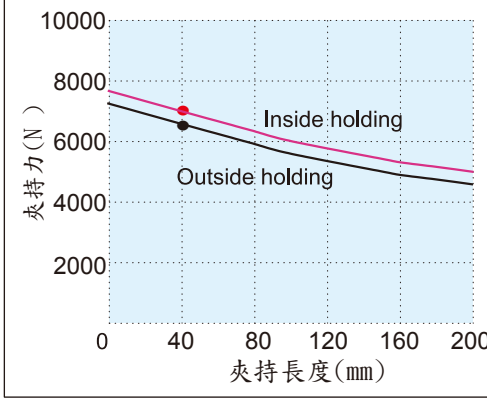

CGZ-200 理論可夾持工件 35.5kg於L =50mm

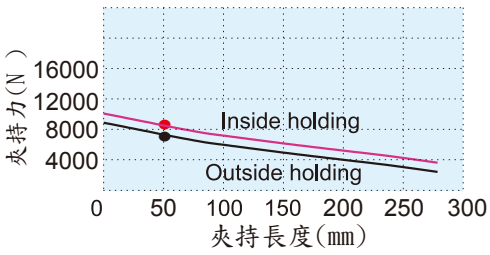

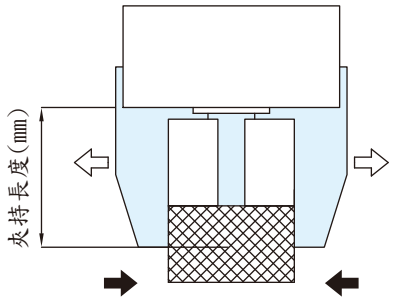

Inside holding 內徑夾持(⇦ ⇨)

Outside holding 外徑夾持(➡ ⬅)

※ 請選定依工件之重量的10~20倍之夾持力，並考慮軟爪與工件之摩擦係數。

※ 在工件移動時，需考慮加速度及迴轉衝擊力之安全係數。

夾爪可負載力距

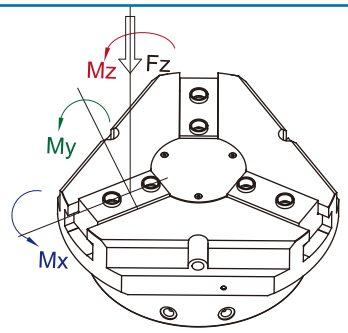

Model	CGZ-50	CGZ-64	CGZ-80	CGZ-100	CGZ-125	CGZ-160	CGZ-200
Mx(Nm)	18	36	54	72.5	107.5	153	178
My(Nm)	22.5	54	85.5	103.5	130	162.5	198
Mz(Nm)	94	36	49.5	62.5	90	117.5	138
Fz(N)	450	990	1350	1800	2520	3870	4998

使用舊型CG系列軟爪(D)

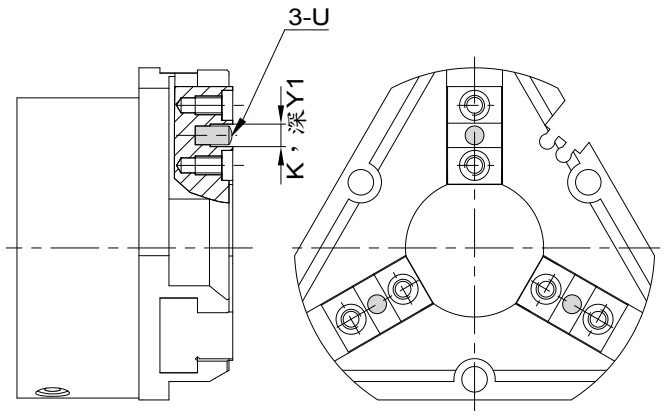

Model	CGZ-50	CGZ-64	CGZ-80	CGZ-100	CGZ-125	CGZ-160
U	ø4	ø4	ø5	ø6	ø6	ø8
K	5	5	6	8	8	10
Y1	2	2.5	3	3	3.5	4

頂料機構(P)

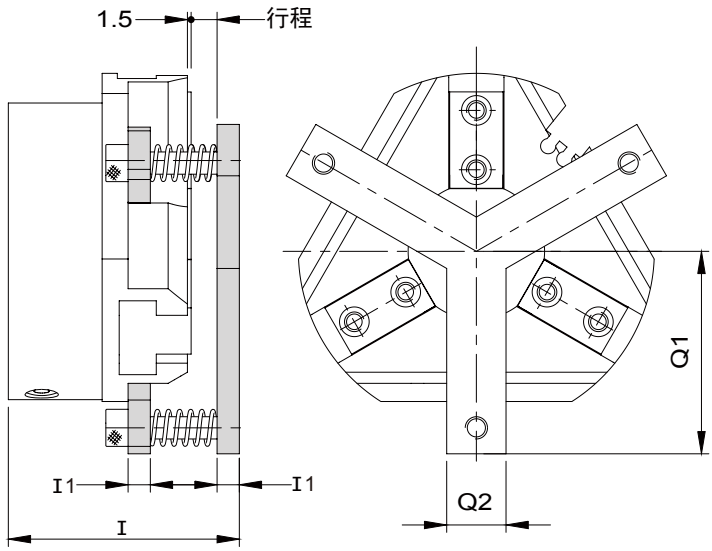

Model	CGZ-50	CGZ-64	CGZ-80	CGZ-100	CGZ-125	CGZ-160	CGZ-200
I	48.5	58	67	77.5	89.5	107.5	115.9
I1	5	5	5	6	6	8	10
Q1	41	52	60	75	100	115	130
Q2	12	14	14	20	20	25	40
行程	3	4	4	5	6	6	6

底部進氣

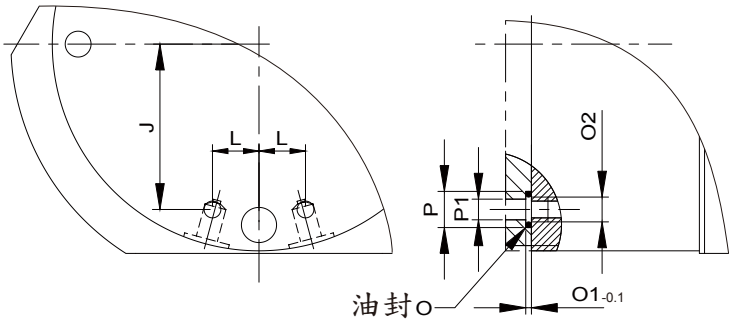

Model	CGZ-50	CGZ-64	CGZ-80	CGZ-100	CGZ-125	CGZ-160	CGZ-200
J	18.5	25	33.5	42	53	70.5	87.5
L	7.5	9	9	12	15	19	23
O	ø3x1	ø4x1.5	ø4x1.5	ø4x1.5	ø4x1.5	ø4x1.5	ø4x1.5
O1	0.6	1.1	1.1	1.1	1.1	1.1	1.1
O2	M3	M3	M3	M4	M5	M5	M5
P	ø5	o7	ø7	ø7	ø7	ø7	ø7
P1	ø3	ø4	ø4	ø4	ø4	ø4	ø4

ⓘ自潤油孔(L)/無塵室(C)

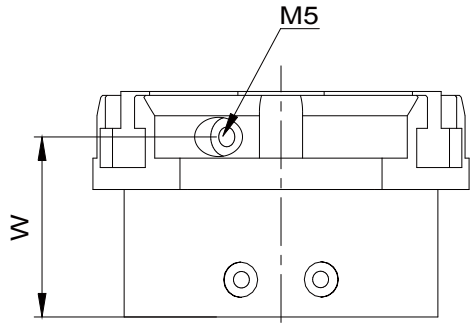

ⓘ自潤油孔適合惡劣環境免防塵套

ⓘ自潤油孔及無塵室(適用半導體業)尺寸一樣，訂購代號不一樣

Model	CGZ-50	CGZ-64	CGZ-80	CGZ-100	CGZ-125	CGZ-160	CGZ-200
W	45	46	46	47	49	50	53

CGZ-OS斷電時之夾持力安全裝置(外徑夾持)

CGZ-50OS~200OS

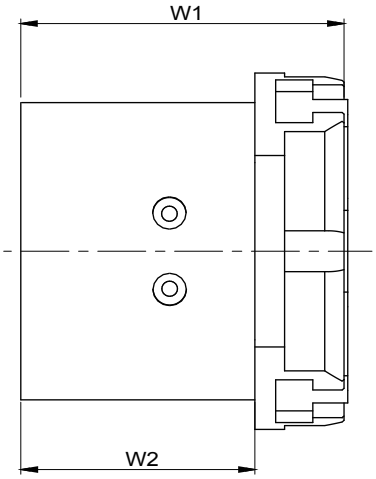

夾持力表請參照 P.6

Model	CGZ-50OS	CGZ-64OS	CGZ-80OS	CGZ-100OS	CGZ-125OS	CGZ-160OS	CGZ-200OS
W1	58.2	72.6	87	97.5	113	140	145
W2	41.2	52.6	64	65.5	74.5	96.5	91.6

感應器固定方式

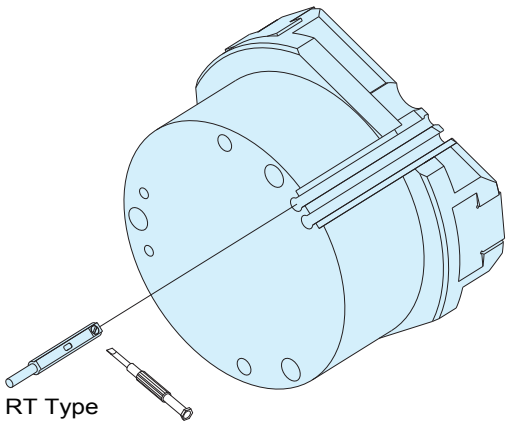

軟爪製作參考

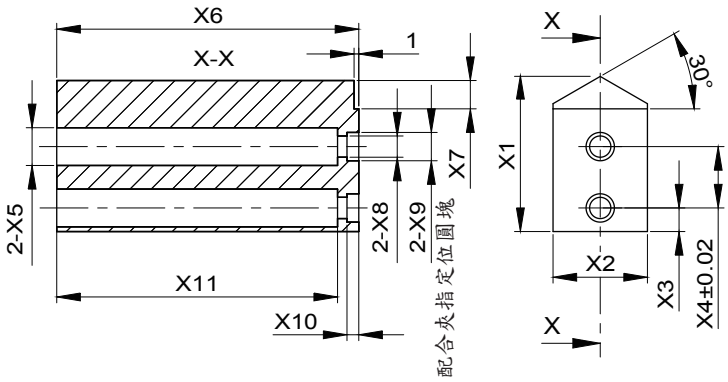

Model	X1	X2	X3	X4	X5	X6
CGZ-50	30	15	5	12	Ø6	50
CGZ-64	32	20	5	13	Ø8	64
CGZ-80	41	25	6	16	Ø10	80
CGZ-100	51	30	7	20	Ø11	100
CGZ-125	60	35	9.5	24	Ø11	125
CGZ-160	80	40	10	32	Ø18	160
CGZ-200	96	45	15	40	Ø20	200

Model	X7	X8	X9	X10	X11
CGZ-50	6	Ø3.4	Ø5	2	45.5
CGZ-64	6	Ø4.5	Ø6	2.5	59.5
CGZ-80	6	Ø5.5	Ø8	2.5	74.5
CGZ-100	11.5	Ø6.6	Ø10	3	94.5
CGZ-125	10	Ø6.6	Ø10	3	119.5
CGZ-160	20	Ø11	Ø14	4	151
CGZ-200	21	Ø13.5	Ø16	4	186

下列表格之斜線為氣壓 6 kgf/cm² 所得

CGZ-500S 理論可夾持工件1.65kg於L =20mm

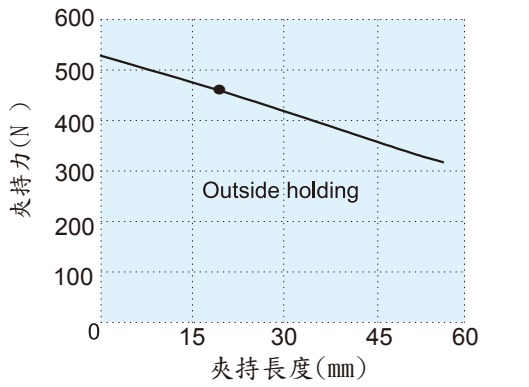

CGZ-640S 理論可夾持工件 2.9kg於L =25mm

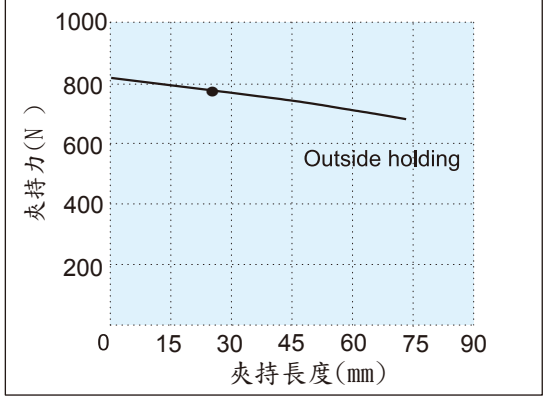

CGZ-800S 理論可夾持工件 5kg於L =25mm

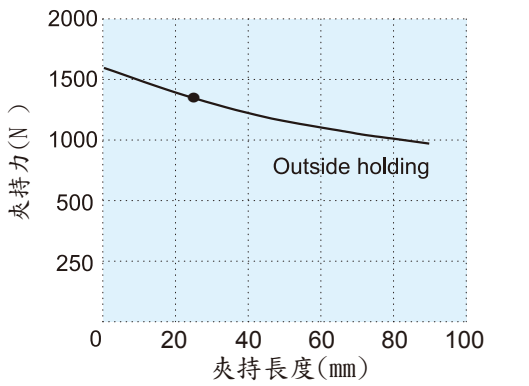

CGZ-1000S 理論可夾持工件 9kg於L =32mm

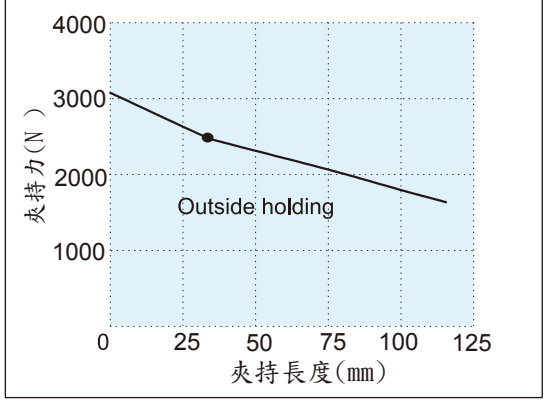

CGZ-1250S 理論可夾持工件 15.5kg於L =32mm

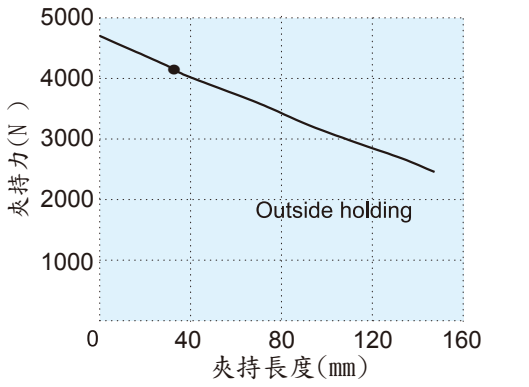

CGZ-1600S 理論可夾持工件 30kg於L =40mm

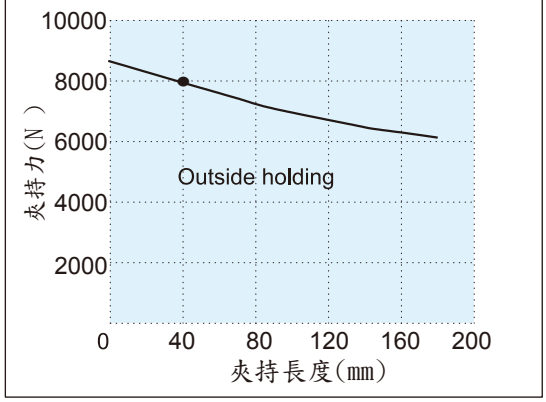

CGZ-2000S 理論可夾持工件 35.5kg於L =50mm

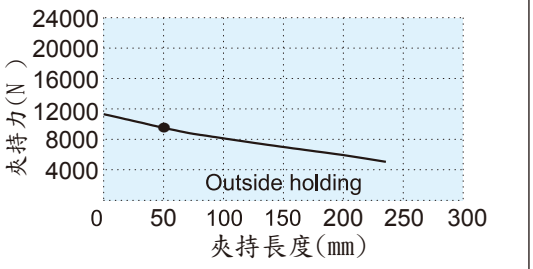

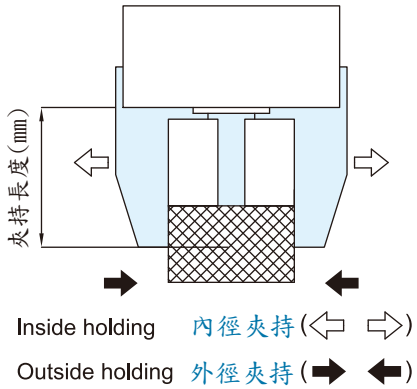

※ 請選定依工件之重量的10~20倍之夾持力，並考慮軟爪與工件之摩擦係數。
※ 在工件移動時，需考慮加速度及迴轉衝擊力之安全係數。

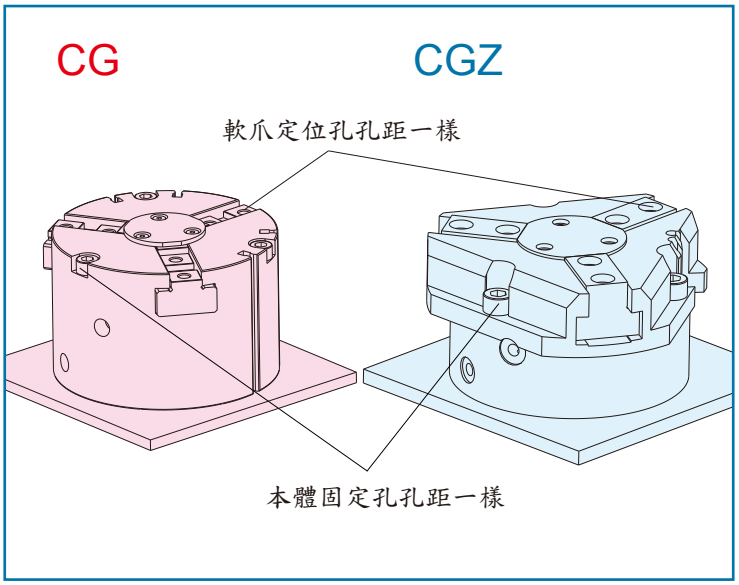

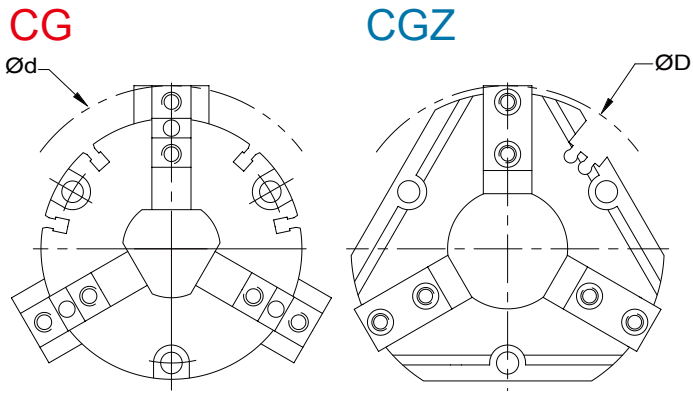

CG \ CGZ	50	64	80	100	125	160
Ød	61	76	100	124	157	202
ØD	69.6	81	102	127	159	204

舊型軟爪與CGZ系列組合事項

不修改舊型CG系列軟爪請訂購特殊規格夾爪
(參考.P4)

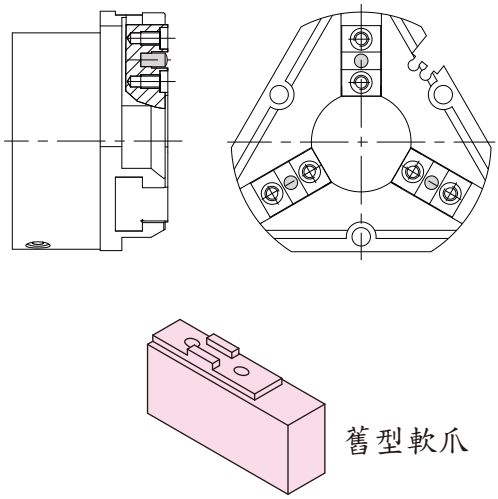

使用標準CGZ系列必須修改舊型CG系列軟爪

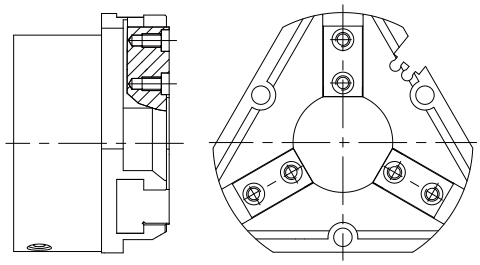

*修改軟爪步驟:

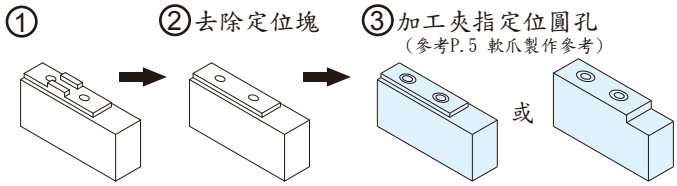

感應器不共用

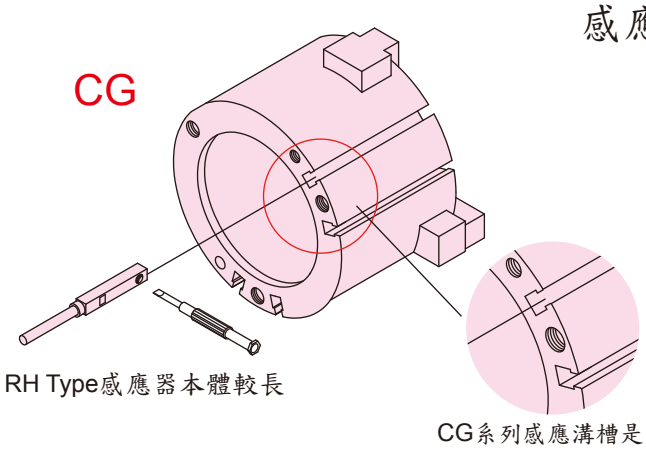

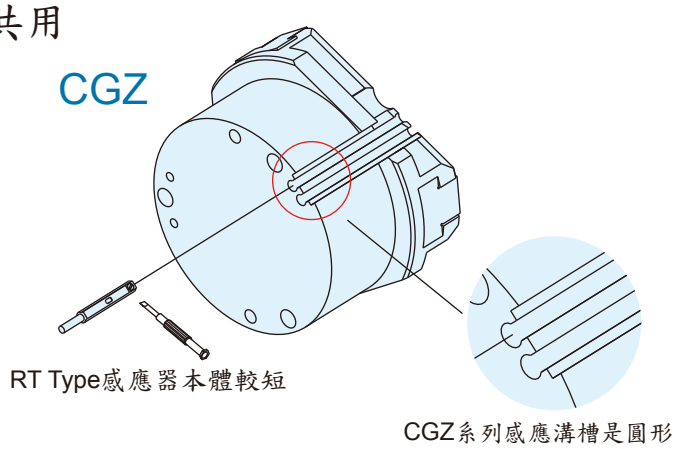

可應用型式:CGZ,CGZT,CGZF,CGZH,CG2(16~25),CG2L(16~25),CQZ,CU,CKL,GRY,MRB,MRBS,MRC

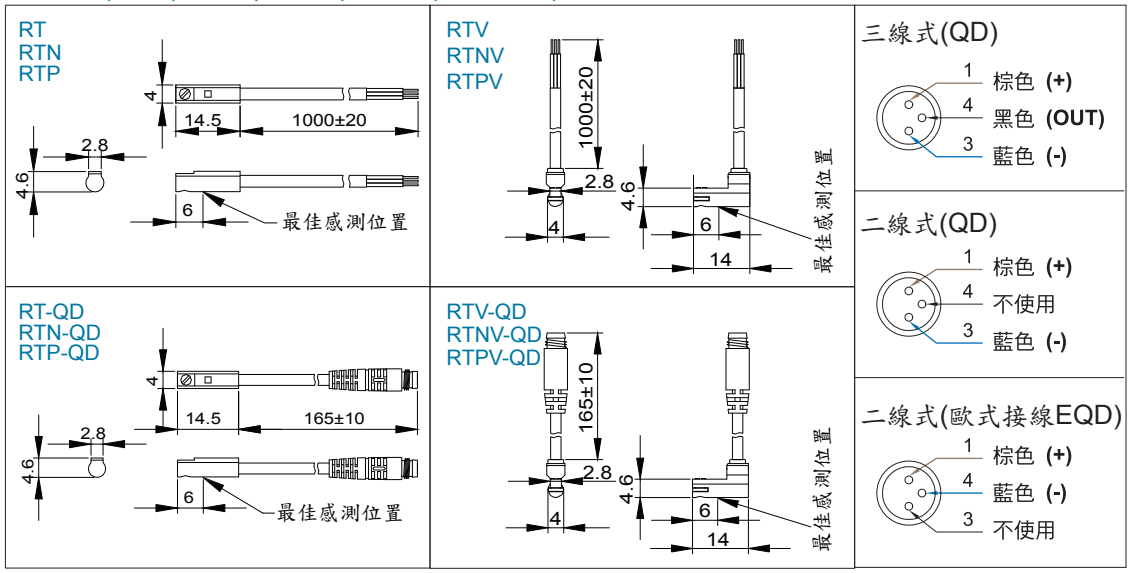

規　格

	RT/RTV	RTN/RTNV	RTP/RTPV
開關邏輯	SPST 常開型	電子式無接點，常開型	
感應開關型式	有接點磁簧管型	無接點NPN型	無接點PNP型
使用電壓	5~120V DC/AC	5~28V DC	
最大開關電流	4~20mA 最大值	50mA 最大值	
最大接點容量(註1)	0.6W 最大值	1.5W 最大值	
消耗電流	–	10mA@24 DC 最大值	
內部電壓降	2.5V 最大值@40mA DC	0.5V@50mA 最大值	
洩漏電流	–	0.01mA 最大值	
指示燈	紅色LED		紅色或綠色LED
電線	2.6 Ø,2C,灰色耐油 PVC	2.6 Ø,3C,灰色耐油 PVC	
最大切換頻率	200Hz	1000Hz	
感應磁場強度	40高斯		
使用溫度範圍	-10~70°C		
耐衝擊(註2)	30G	50G	
耐振動	90 m/s2 (9G), 複振幅 1.5 mm		
保護構造等級	IP67		
保護回路	無	電源極性反向保護;突波吸收保護;短路保護	

註:
1.不可超過接點容量(P=Vx1)
2.正弦波/X、Y、Z 3軸向/每一軸向3回/每一回時間11ms.

配線方式

RT/RTV

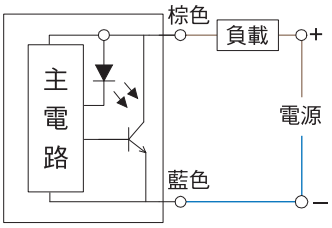

RTN/RTNV

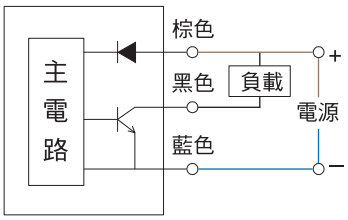
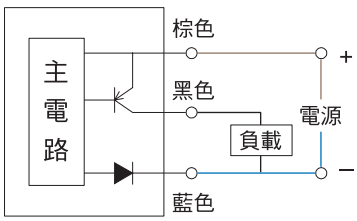
RTP/RTPV